


# KASSETTEN-ROLLO- SYSTEME



# ALLGEMEINE HINWEISE

## **Masse / Gewicht**

- Massangaben in mm ausser anderweitig angegeben.
- Max. kg bezieht sich auf Stoff inklusive Zubehör (Beschwerungsprofil, etc.).







## **Montage**

- Montage nur durch Fachpersonal.
- Anzahl Träger und Montage- / Trägerpositionen sind abhängig von Montageuntergrund, Systemgewicht, Stoffkonfektion, Schrauben- / Dübeltyp sowie möglicher Hindernisse.
- Fachpersonal hat der Situation angemessene Schrauben / Dübel zu verwenden.
- Höhere Profilseite (falls vorhanden) raumseitig montieren.
- Elektroinstallationen nur durch konzessionierte Unternehmen und gemäss Silent Gliss Anschlussplan durchführen.
- Platzverhältnis für Kabel und Stecker prüfen!

## **Kindersicherung**

- Alle relevanten Silent Gliss Systeme entsprechen der Norm EN 13120.
- Norm EN 13120 muss von allen involvierten Parteien eingehalten werden.

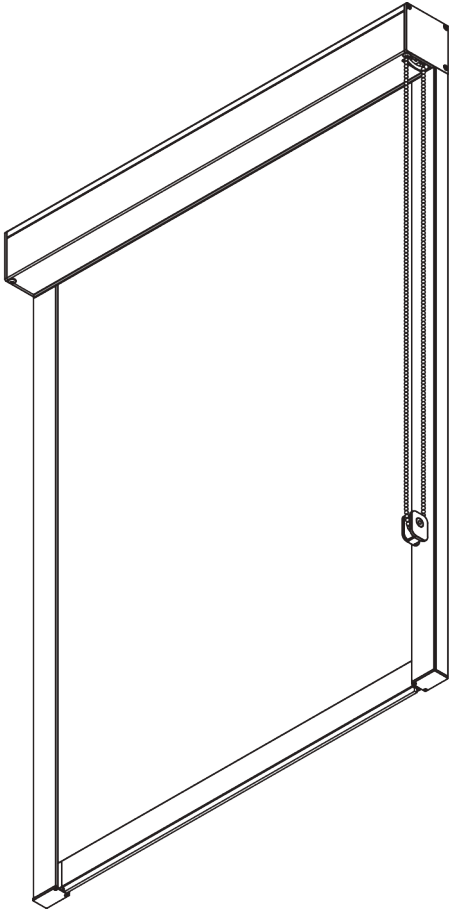

# PRODUKTGRUPPEN-ÜBERSICHT

| <u>SEITE</u> | <u>SYSTEM</u>  | <u>BEDIENUNG</u>  | <u>ABMESSUNGEN</u> | ← max. → | ↑<br>max.<br>↓ | kg <sub>max.</sub> |
|--------------|----------------|---|--------------------|----------|----------------|--------------------|
| 5            | <b>SG 4710</b> |  | S                  | 1.6 m    | 1.6 m          | 2 kg               |
| 13           | <b>SG 4730</b> |  | M                  | 2.2 m    | 2.4 m          | 3.7 kg             |
| 21           | <b>SG 4740</b> |  | L                  | 3 m      | 3 m            | 6 kg               |
| 29           | <b>SG 4760</b> |  | S                  | 1.6 m    | 1.6 m          | 2 kg               |
| 39           | <b>SG 4770</b> |  | M                  | 2.2 m    | 2.4 m          | 3.7 kg             |
| 49           | <b>SG 4780</b> |  | L                  | 3 m      | 3 m            | 6 kg               |



# SG 4710

---



## PRODUKTINFORMATIONEN

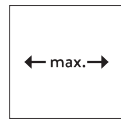
- **Bedienung:** Kette
- **Grösse:** S
- **Montage:** Decke, Wand, Nische
- **Farben:** weiss RAL 9016 oder schwarz RAL 9005, Sonderfarben möglich
- **Stoffe:** siehe Silent Gliss Stoffkollektion

### **Merkmale:**

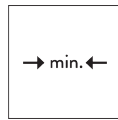
- Zip Technologie
- Rostfreie Stahlkugellkette
- 2:1 Kettenantrieb
- 40 mm Seitenprofile, vorgebohrte Träger Positionierungen

# SYSTEMSPEZIFIKATIONEN

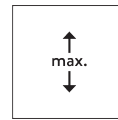
## A. MASSE / GEWICHT



1.6 m



65 cm



1.6 m



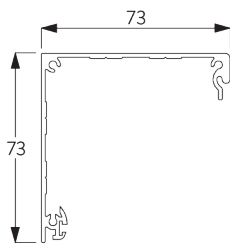
2.5 m<sup>2</sup>



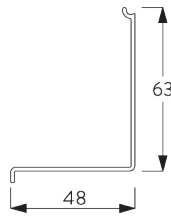
2 kg

## B. PROFIL

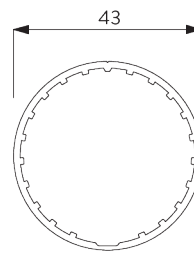
### Profilinformationen



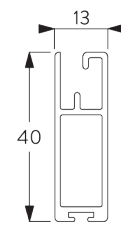
**SG 10994**  
Kassettengehäuse 73 mm



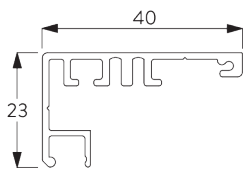
**SG 10995**  
Kassettendeckel 73 mm



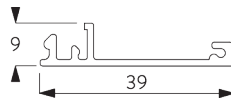
**SG 10532**  
Rohr ø 43 mm



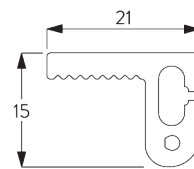
**SG 10993**  
Beschwerung



**SG 11418**  
Seitliche Führungsschiene



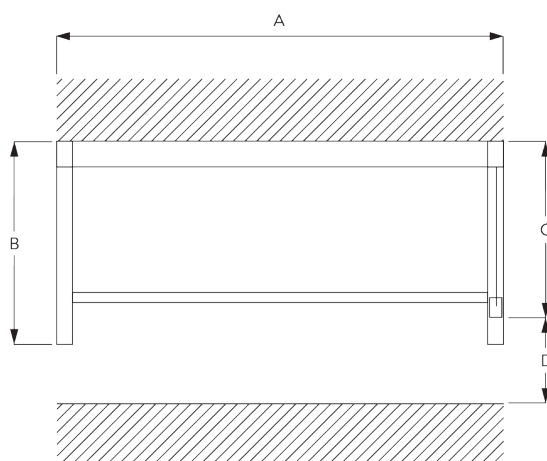
**SG 11419**  
Seitliche Abdeckung



**SG 11421**  
Zip-Profil

## C. MASSAUFNAHME

### Untermontage



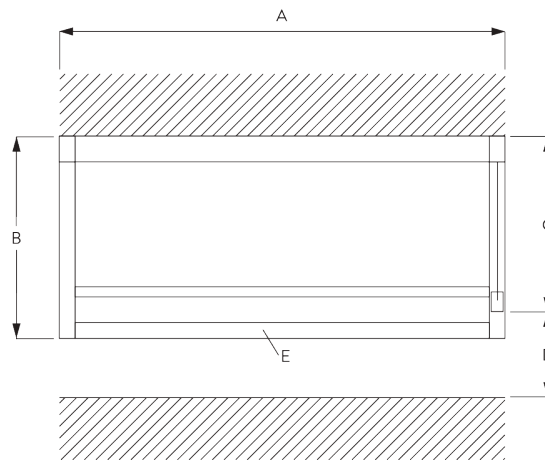
A: Systembreite

B: Systemhöhe

C: Kettenhöhe

D: Kindersicherung SG 10731 min. 150 cm über Boden

## Aufmontage



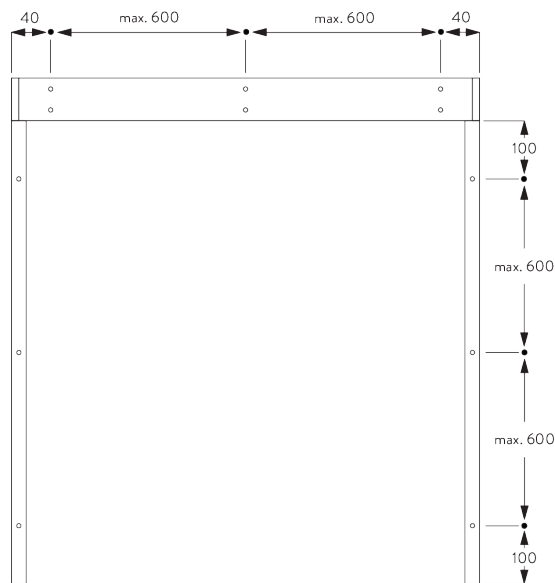
- A: Systembreite
- B: Systemhöhe
- C: Kettenhöhe
- D: Kindersicherung SG 10731 min. 150 cm über Boden
- E: Optional: Abschlussprofil (SG 11418 / SG 11419)

# MONTAGE

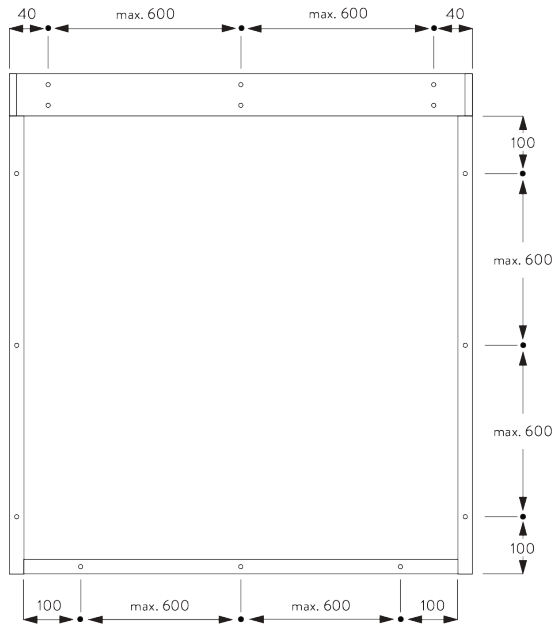
## A. MONTAGE- INFORMATIONEN

*Detaillierte Montageinformationen siehe  
Silent Gliss Website*

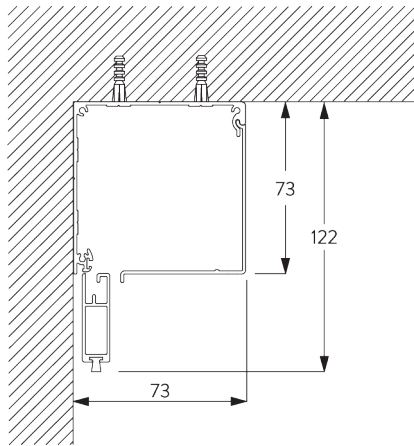
### Montagepunkte - Decken-/ Untermontage



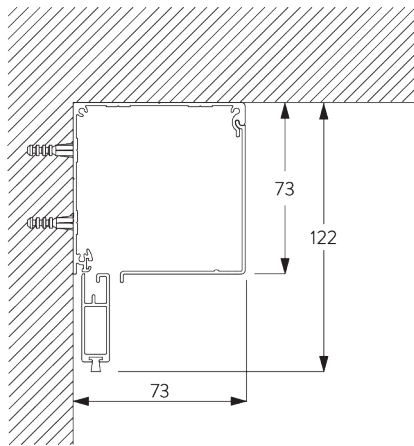
**Montagepunkte -  
Wand-/Aufmontage**



**B. DECKEN-/  
UNTERMONTAGE**

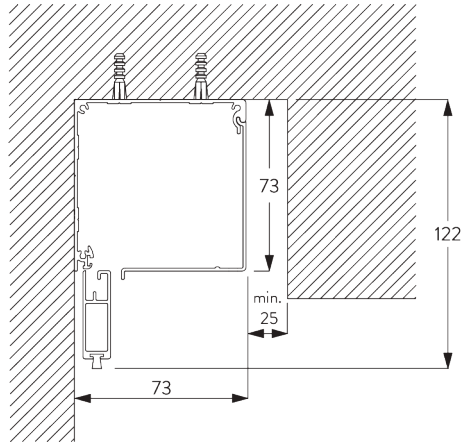


**C. WAND-/  
AUFMONTAGE**



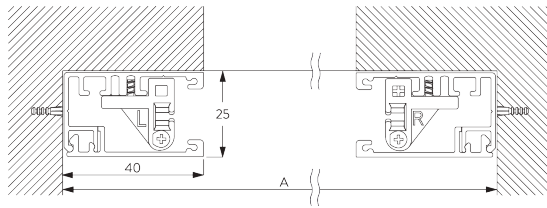


**D. NISCHEN-  
MONTAGE**



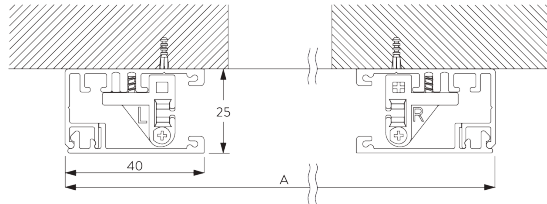
**E. SEITENPROFILE  
SG 11418 / SG 11419**

**Untermontage**



A: Systembreite

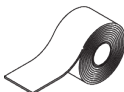
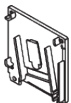
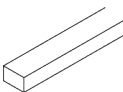
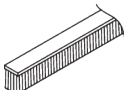

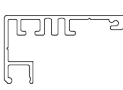
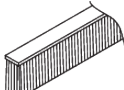



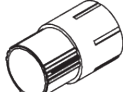

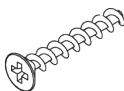
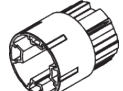
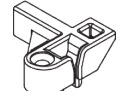

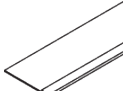


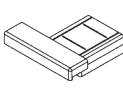
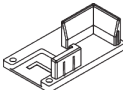

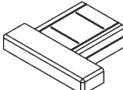
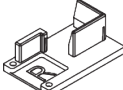
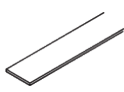
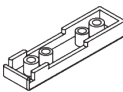


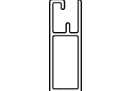





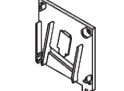

**Aufmontage**



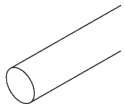
A: Systembreite

# KOMPONENTEN

## A. STANDARD KOMPONENTEN

|  |   |   |   |   |   |
|--|---|---|---|---|---|
|    | <b>SG 4226</b><br>Doppelklebeband 30 mm       |    | <b>SG 11005</b><br>Enddeckel rechts 73 mm           |    | <b>SG 11060</b><br>Schaumklebeband                    |
|    | <b>SG 4508</b><br>Bürste 5x7 mm               |    | <b>SG 11010</b><br>Clip                             |    | <b>SG 11418</b><br>Seitliche Führungsschiene          |
|    | <b>SG 4509</b><br>Bürste 5x12 mm              |    | <b>SG 11011</b><br>Clip                             |    | <b>SG 11419</b><br>Seitliche Abdeckung                |
|    | <b>SG 6791</b><br>Linsenschraube 3.9x32       |    | <b>SG 11014</b><br>Rohradapter                      |    | <b>SG 11421</b><br>Zip-Profil                         |
|    | <b>SG 6933</b><br>PT Senkkopfschraube KA25x16 |    | <b>SG 11015</b><br>Rohradapter                      |    | <b>SG 11473</b><br>Zip Führung links                  |
|   | <b>SG 6936</b><br>PT Senkkopfschraube KA22x10 |   | <b>SG 11025</b><br>Zip                              |   | <b>SG 11474</b><br>Zip Führung rechts                 |
|  | <b>SG 6942</b><br>Linsenschraube KA30x8       |  | <b>SG 11028</b><br>Enddeckel links                  |  | <b>SG 11475</b><br>Enddeckel links für Seitenführung  |
|  | <b>SG 10532</b><br>Rohr ø 43 mm               |  | <b>SG 11029</b><br>Enddeckel rechts                 |  | <b>SG 11476</b><br>Enddeckel rechts für Seitenführung |
|  | <b>SG 10668</b><br>PVC Streifen 10 mm         |  | <b>SG 11030</b><br>Deckel                           |   |   |
|  | <b>SG 10731</b><br>Kindersicherheitshalterset |  | <b>SG 11031</b><br>Kettenantrieb S                  |   |   |
|  | <b>SG 10993</b><br>Beschwerung                |  | <b>SG 11034</b><br>Senkkopfschraube 3.5x16          |   |   |
|  | <b>SG 10994</b><br>Kassettengehäuse 73 mm     |  | <b>SG 11035</b><br>Senkkopfschraube 2.2x9.5         |   |   |
|  | <b>SG 10995</b><br>Kassettendeckel 73 mm      |  | <b>SG 11040</b><br>Kugellkette ø 4.5 mm, metall     |   |   |
|  | <b>SG 11004</b><br>Enddeckel links 7 mm       |  | <b>SG 11059</b><br>Linsenschraube mit Flansch M4x12 |   |   |

## **B. OPTIONALE KOMPONENTEN**



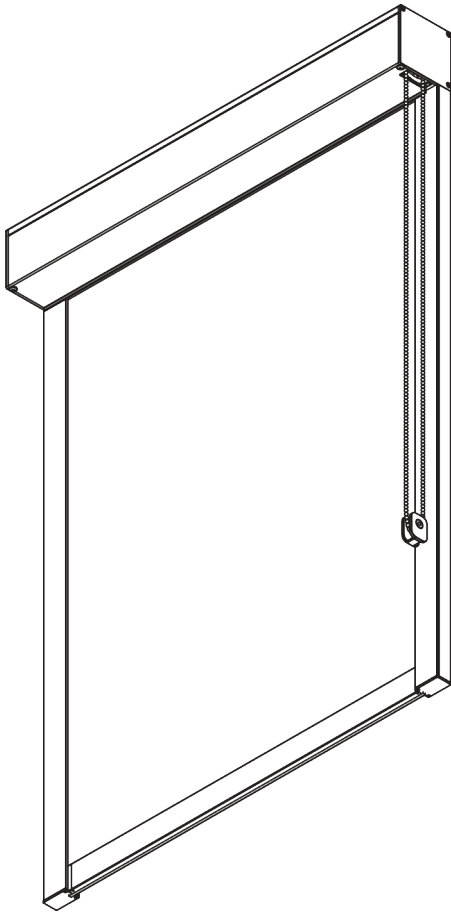

**SG 4951**

*Beschwerung ø 8 mm*



# SG 4730

---



## PRODUKTINFORMATIONEN

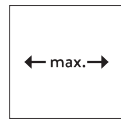
- **Bedienung:** Kette
- **Grösse:** M
- **Montage:** Decke, Wand, Nische
- **Farben:** weiss RAL 9016 oder schwarz RAL 9005, Sonderfarben möglich
- **Stoffe:** siehe Silent Gliss Stoffkollektion

### **Merkmale:**

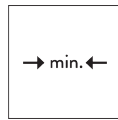
- Zip Technologie
- Rostfreie Stahlkugellkette
- 2:1 Kettenantrieb
- 40 mm Seitenprofile, vorgebohrte Träger Positionierungen

# SYSTEMSPEZIFIKATIONEN

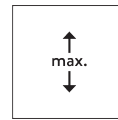
## A. MASSE / GEWICHT



2.2 m



65 cm



2.4 m



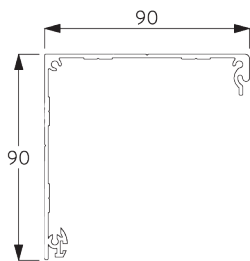
5.3 m<sup>2</sup>



3.7 kg

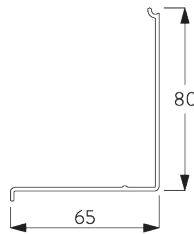
## B. PROFIL

### Profilinformationen




**SG 10996**

Kassettengehäuse 90 mm



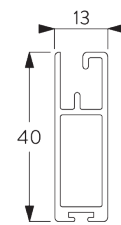
**SG 10997**

Kassettendeckel 90 mm



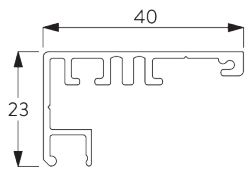
**SG 11037**

Rohr ø 60 mm



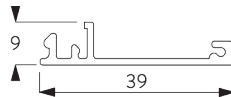
**SG 10993**

Beschwerung



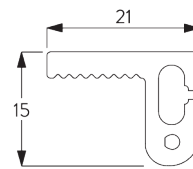
**SG 11418**

Seitliche Führungsschiene



**SG 11419**

Seitliche Abdeckung

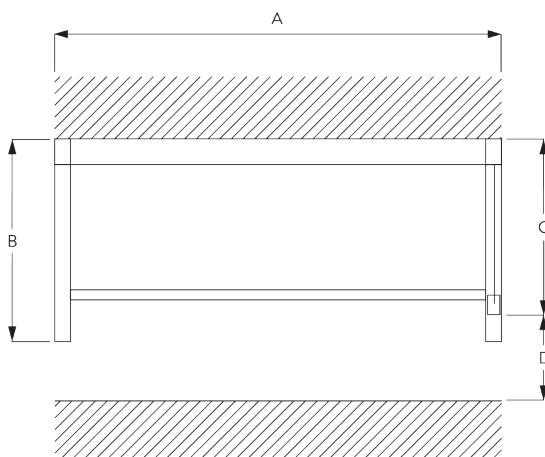


**SG 11421**

Zip-Profil

## C. MASSAUFNAHME

### Untermontage



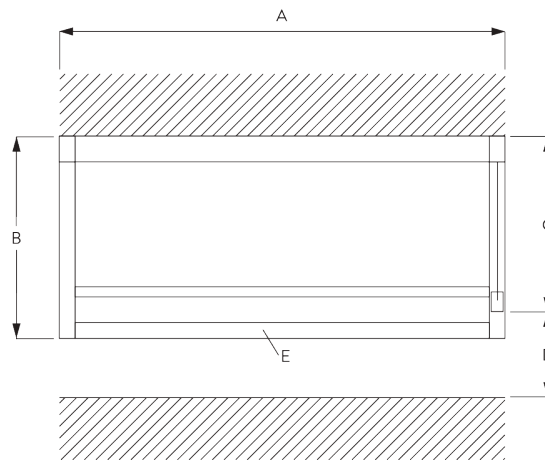
A: Systembreite

B: Systemhöhe

C: Kettenhöhe

D: Kindersicherung SG 10731 min. 150 cm über Boden

## Aufmontage



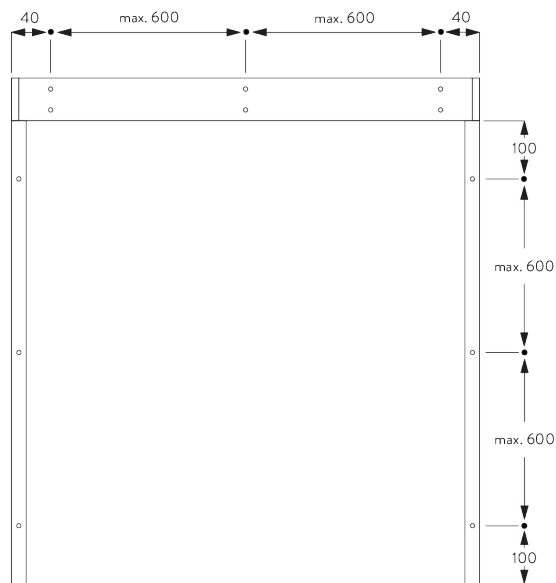
- A: Systembreite
- B: Systemhöhe
- C: Kettenhöhe
- D: Kindersicherung SG 10731 min. 150 cm über Boden
- E: Optional: Abschlussprofil (SG 11418 / SG 11419)

# MONTAGE

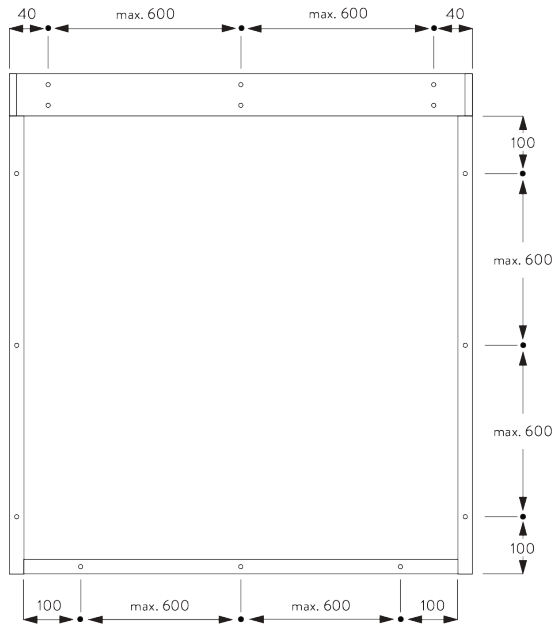
## A. MONTAGE- INFORMATIONEN

Detaillierte Montageinformationen siehe  
Silent Gliss Website

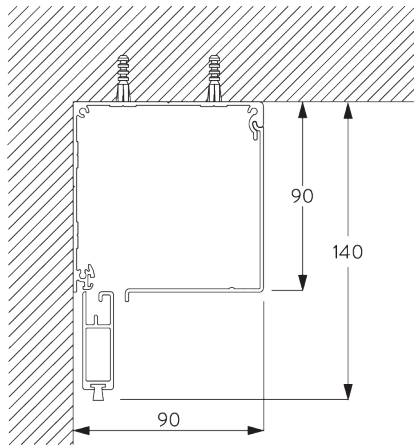
### Montagepunkte - Decken-/ Untermontage



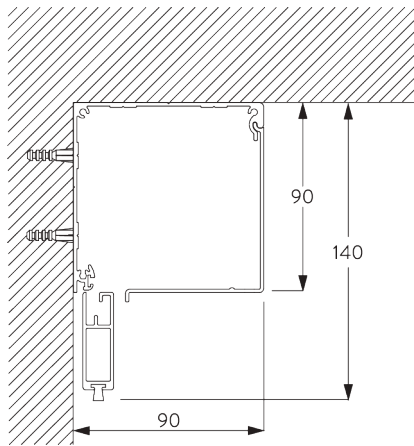
**Montagepunkte -  
Wand-/Aufmontage**



**B. DECKEN-/  
UNTERMONTAGE**

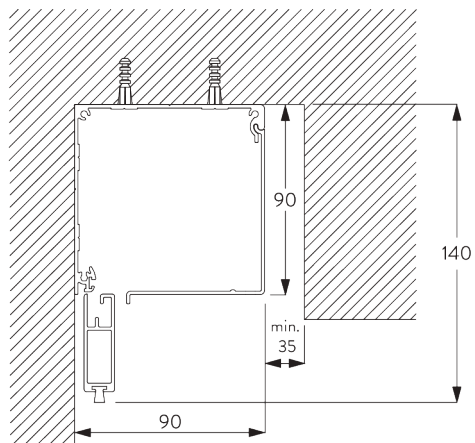


**C. WAND-/  
AUFMONTAGE**



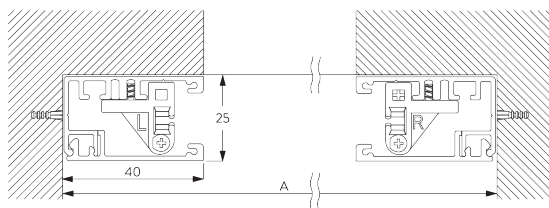


## D. NISCHEN- MONTAGE



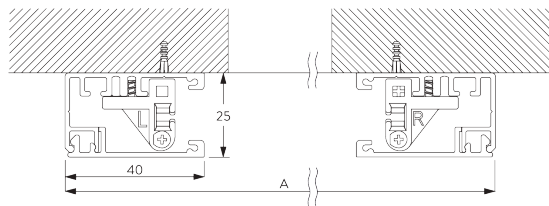
## E. SEITENPROFILE SG 11418 / SG 11419

Untermontage



A: Systembreite

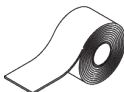

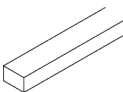
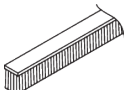

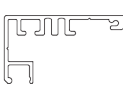
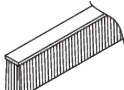





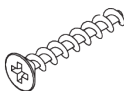
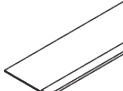
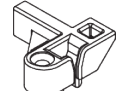

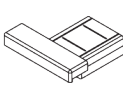


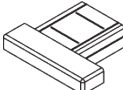
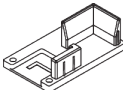
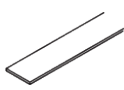
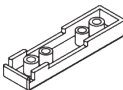
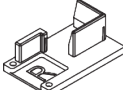


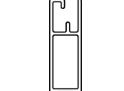




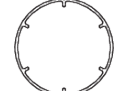
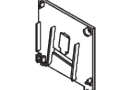

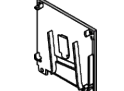

Aufmontage



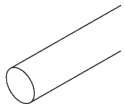
A: Systembreite

# KOMPONENTEN

## A. STANDARD KOMPONENTEN

|  |   |   |   |   |   |
|--|---|---|---|---|---|
|    | <b>SG 4226</b><br>Doppelklebeband 30 mm       |    | <b>SG 11011</b><br>Clip                             |    | <b>SG 11060</b><br>Schaumklebeband                    |
|    | <b>SG 4508</b><br>Bürste 5x7 mm               |    | <b>SG 11012</b><br>Clip für Kettenantrieb nature    |    | <b>SG 11418</b><br>Seitliche Führungsschiene          |
|    | <b>SG 4509</b><br>Bürste 5x12 mm              |    | <b>SG 11017</b><br>Rohr Adapter 60 mm               |    | <b>SG 11419</b><br>Seitliche Abdeckung                |
|    | <b>SG 6791</b><br>Linsenschraube 3.9x32       |    | <b>SG 11018</b><br>Rohrbedienseiten Adapter 60 mm   |    | <b>SG 11421</b><br>Zip-Profil                         |
|    | <b>SG 6933</b><br>PT Senkkopfschraube KA25x16 |    | <b>SG 11025</b><br>Zip                              |    | <b>SG 11473</b><br>Zip Führung links                  |
|   | <b>SG 6936</b><br>PT Senkkopfschraube KA22x10 |   | <b>SG 11028</b><br>Enddeckel links                  |   | <b>SG 11474</b><br>Zip Führung rechts                 |
|  | <b>SG 6942</b><br>Linsenschraube KA30x8       |  | <b>SG 11029</b><br>Enddeckel rechts                 |  | <b>SG 11475</b><br>Enddeckel links für Seitenführung  |
|  | <b>SG 10668</b><br>PVC Streifen 10 mm         |  | <b>SG 11030</b><br>Deckel                           |  | <b>SG 11476</b><br>Enddeckel rechts für Seitenführung |
|  | <b>SG 10731</b><br>Kindersicherheitshalterset |  | <b>SG 11032</b><br>Kettenantrieb M                  |   |   |
|  | <b>SG 10993</b><br>Beschwerung                |  | <b>SG 11034</b><br>Senkkopfschraube 3.5x16          |   |   |
|  | <b>SG 10996</b><br>Kassettengehäuse 90 mm     |  | <b>SG 11035</b><br>Senkkopfschraube 2.2x9.5         |   |   |
|  | <b>SG 10997</b><br>Kassettendeckel 90 mm      |  | <b>SG 11037</b><br>Rohr ø 60 mm                     |   |   |
|  | <b>SG 11006</b><br>Enddeckel links 90 mm      |  | <b>SG 11040</b><br>Kugelfette ø 4.5 mm, metall      |   |   |
|  | <b>SG 11007</b><br>Enddeckel rechts 90 mm     |  | <b>SG 11059</b><br>Linsenschraube mit Flansch M4x12 |   |   |

## **B. OPTIONALE KOMponentEN**



**SG 4951**

*Beschwerung ø 8 mm*



**SG 11050**

*Federset links 60 mm*



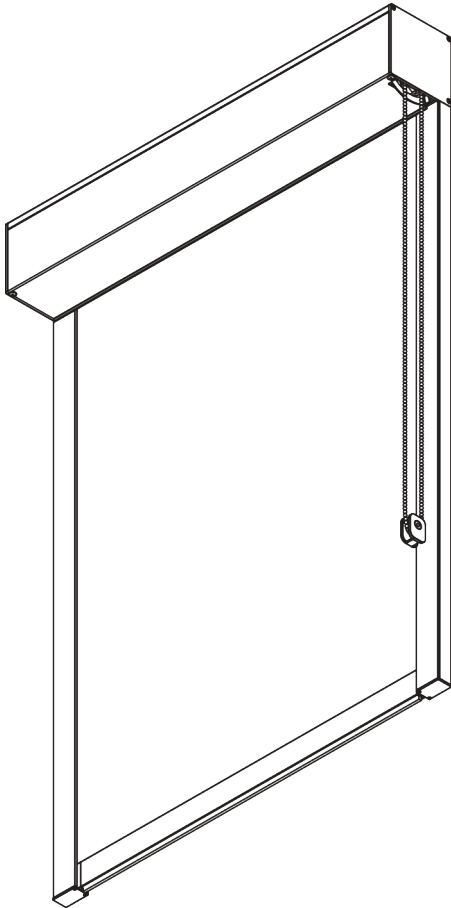

**SG 11051**

*Federset rechts 60 mm*



# SG 4740

---



## PRODUKTINFORMATIONEN

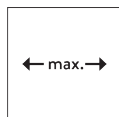
- **Bedienung:** Kette
- **Grösse:** L
- **Montage:** Decke, Wand, Nische
- **Farben:** weiss RAL 9016 oder schwarz RAL 9005, Sonderfarben möglich
- **Stoffe:** siehe Silent Gliss Stoffkollektion

### **Merkmale:**

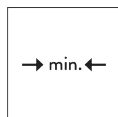
- Zip Technologie
- Rostfreie Stahlkugelskette
- 2:1 Kettenantrieb
- 40 mm Seitenprofile, vorgebohrte Träger Positionierungen

# SYSTEMSPEZIFIKATIONEN

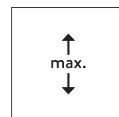
## A. MASSE / GEWICHT



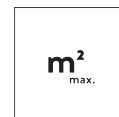
3 m



65 cm



3 m



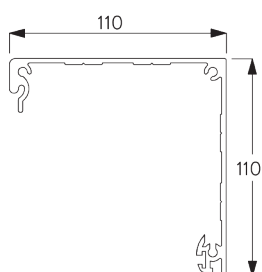
9 m<sup>2</sup>



6 kg

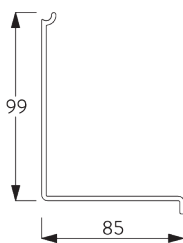
## B. PROFIL

### Profilinformationen



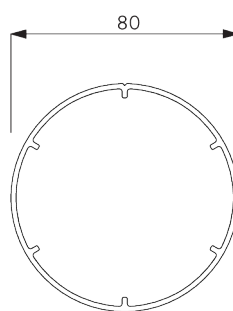
**SG 10998**

Kassettengehäuse 110 mm



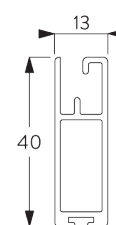
**SG 10999**

Kassettendeckel 110 mm



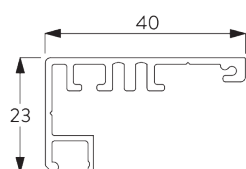
**SG 11003**

Rohr 80 mm



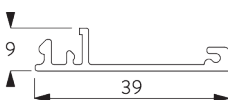
**SG 10993**

Beschwerung



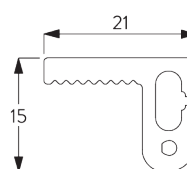
**SG 11418**

Seitliche Führungsschiene



**SG 11419**

Seitliche Abdeckung

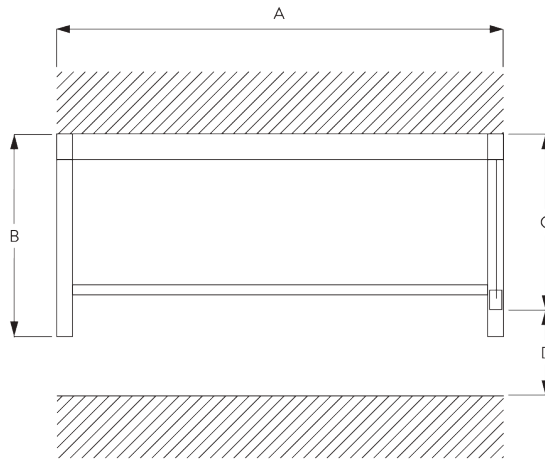


**SG 11421**

Zip-Profil

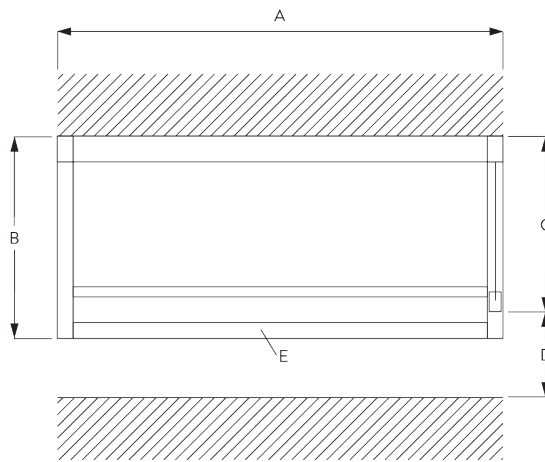
## C. MASSAUFNAHME

### Untermontage



- A: Systembreite
- B: Systemhöhe
- C: Kettenhöhe
- D: Kindersicherung SG 10731 min. 150 cm über Boden

### Aufmontage



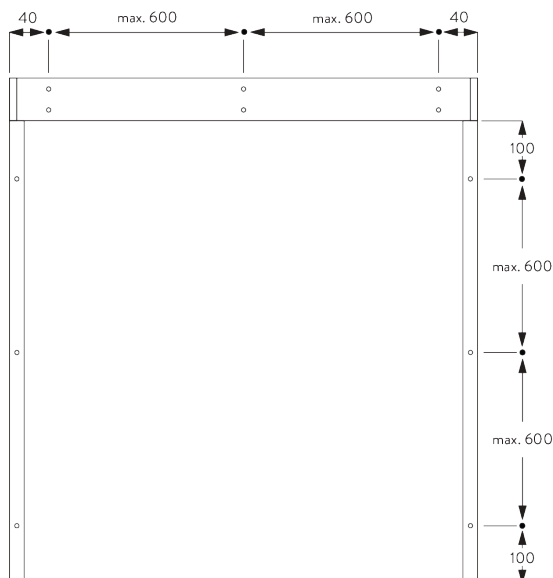
- A: Systembreite
- B: Systemhöhe
- C: Kettenhöhe
- D: Kindersicherung SG 10731 min. 150 cm über Boden
- E: Optional: Abschlussprofil (SG 11418 / SG 11419)

# MONTAGE

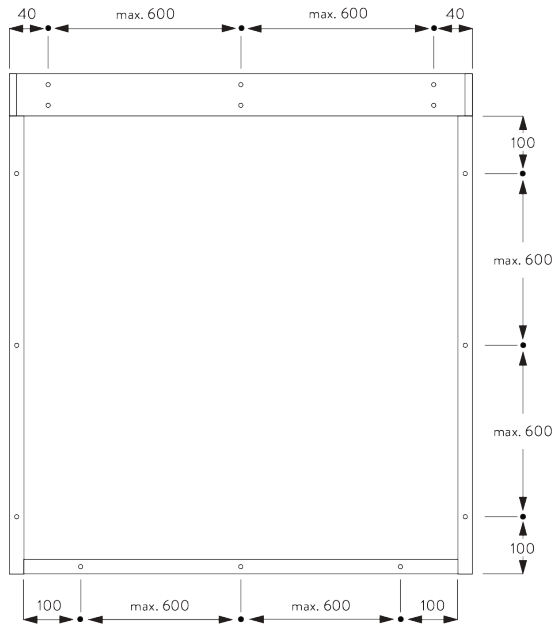
## A. MONTAGE- INFORMATIONEN

Detaillierte Montageinformationen siehe  
Silent Gliss Website

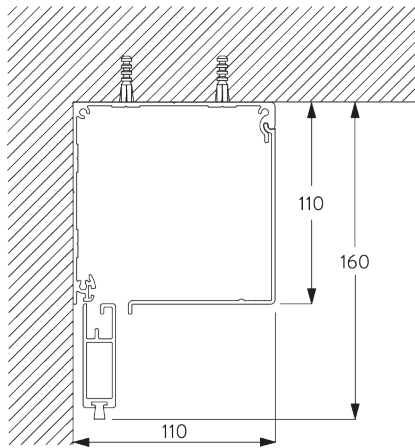
### Montagepunkte - Decken-/ Untermontage



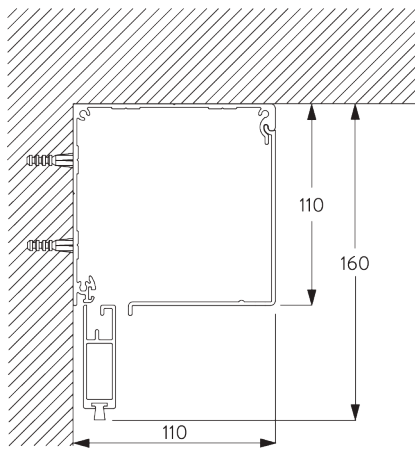
**Montagepunkte -  
Wand-/Aufmontage**



**B. DECKEN-/  
UNTERMONTAGE**

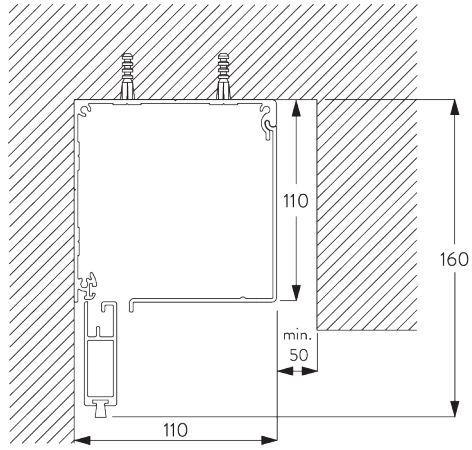


**C. WAND-/  
AUFMONTAGE**



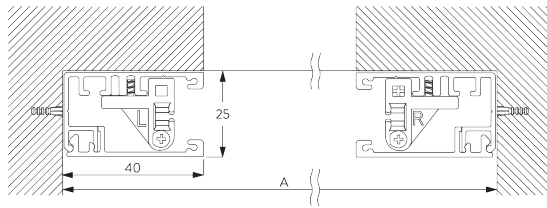


**D. NISCHEN-  
MONTAGE**



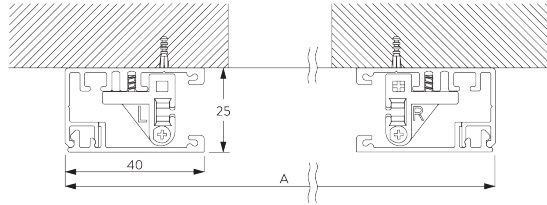
**E. SEITENPROFILE  
SG 11418 / SG 11419**

**Untermontage**



A: Systembreite

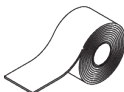

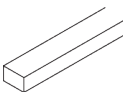
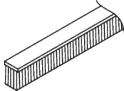

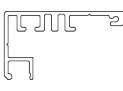
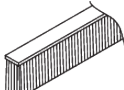


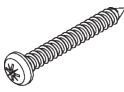

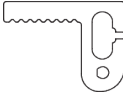
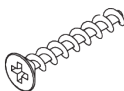
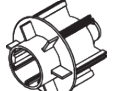
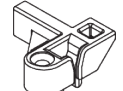




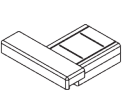
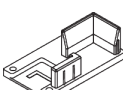

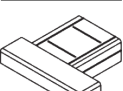
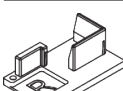

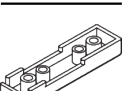
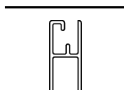

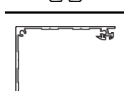
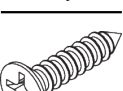
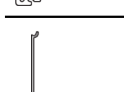
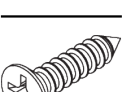
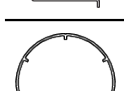
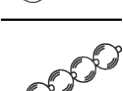
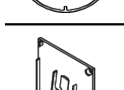
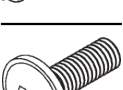
**Aufmontage**



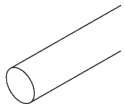
A: Systembreite

# KOMPONENTEN

## A. STANDARD KOMPONENTEN

|  |   |   |   |   |   |
|--|---|---|---|---|---|
|    | <b>SG 4226</b><br>Doppelklebeband 30 mm       |    | <b>SG 11009</b><br>Enddeckel rechts 110 mm          |    | <b>SG 11060</b><br>Schaumklebeband                    |
|    | <b>SG 4508</b><br>Bürste 5x7 mm               |    | <b>SG 11011</b><br>Clip                             |    | <b>SG 11418</b><br>Seitliche Führungsschiene          |
|    | <b>SG 4509</b><br>Bürste 5x12 mm              |    | <b>SG 11012</b><br>Clip für Kettenantrieb nature    |    | <b>SG 11419</b><br>Seitliche Abdeckung                |
|    | <b>SG 6791</b><br>Linsenschraube 3.9x32       |    | <b>SG 11020</b><br>Rohr Adapter Stütze 80 mm        |    | <b>SG 11421</b><br>Zip-Profil                         |
|    | <b>SG 6933</b><br>PT Senkkopfschraube KA25x16 |    | <b>SG 11021</b><br>Rohr Adapter Kettenantrieb 80 mm |    | <b>SG 11473</b><br>Zip Führung links                  |
|   | <b>SG 6936</b><br>PT Senkkopfschraube KA22x10 |   | <b>SG 11025</b><br>Zip                              |   | <b>SG 11474</b><br>Zip Führung rechts                 |
|  | <b>SG 6942</b><br>Linsenschraube KA30x8       |  | <b>SG 11028</b><br>Enddeckel links                  |  | <b>SG 11475</b><br>Enddeckel links für Seitenführung  |
|  | <b>SG 10668</b><br>PVC Streifen 10 mm         |  | <b>SG 11029</b><br>Enddeckel rechts                 |  | <b>SG 11476</b><br>Enddeckel rechts für Seitenführung |
|  | <b>SG 10731</b><br>Kindersicherheitshalterset |  | <b>SG 11030</b><br>Deckel                           |   |   |
|  | <b>SG 10993</b><br>Beschwerung                |  | <b>SG 11033</b><br>Kettenantrieb L                  |   |   |
|  | <b>SG 10998</b><br>Kassettengehäuse 110 mm    |  | <b>SG 11034</b><br>Senkkopfschraube 3.5x16          |   |   |
|  | <b>SG 10999</b><br>Kassettendeckel 110 mm     |  | <b>SG 11035</b><br>Senkkopfschraube 2.2x9.5         |   |   |
|  | <b>SG 11003</b><br>Rohr 80 mm                 |  | <b>SG 11040</b><br>Kugelfeder ø 4.5 mm, metall      |   |   |
|  | <b>SG 11008</b><br>Enddeckel links, 110 mm    |  | <b>SG 11059</b><br>Linsenschraube mit Flansch M4x12 |   |   |

## **B. OPTIONALE KOMPONENTEN**



**SG 4951**

*Beschwerung ø 8 mm*



**SG 11052**

*Federset links 80 mm*



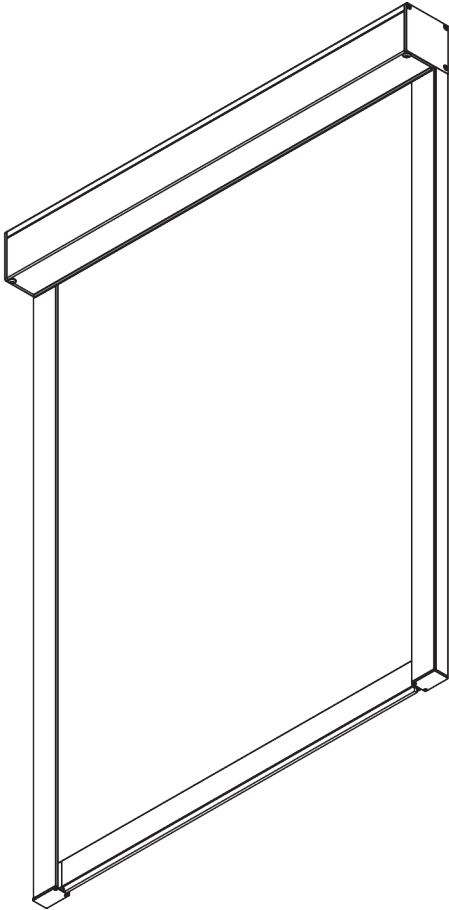

**SG 11053**

*Federset rechts 80 mm*



# SG 4760

---



## PRODUKTINFORMATIONEN

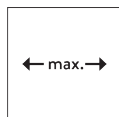
- **Bedienung:** Motor
- **Grösse:** S
- **Montage:** Decke, Wand, Nische
- **Farben:** weiss RAL 9016 oder schwarz RAL 9005, Sonderfarben möglich
- **Stoffe:** siehe Silent Gliss Stoffkollektion

### **Merkmale:**

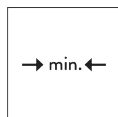
- Zip Technologie
- Leise und schnelle Motoren
- Soft-Stop
- Vielfältige Steuerungsmöglichkeiten
- 40 mm Seitenprofil, Vorgebohrte Träger Positionierungen

# SYSTEMSPEZIFIKATIONEN

## A. MASSE / GEWICHT



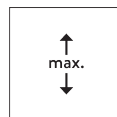
1.6 m



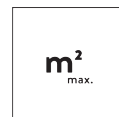
65 cm\*

\*siehe

Motorspezifikationstabelle



1.6 m



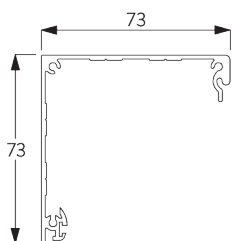
2.5 m<sup>2</sup>



2 kg

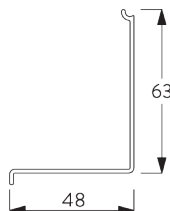
## B. PROFIL

### Profilinformationen



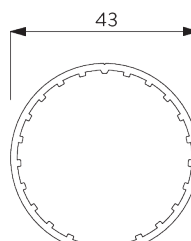
**SG 10994**

Kassettengehäuse 73 mm



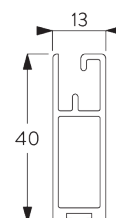
**SG 10995**

Kassettendeckel 73 mm



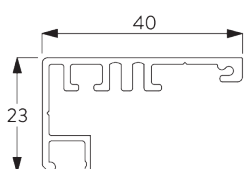
**SG 10532**

Rohr ø 43 mm



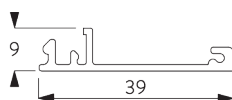
**SG 10993**

Beschwerung



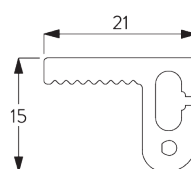
**SG 11418**

Seitliche Führungsschiene



**SG 11419**

Seitliche Abdeckung

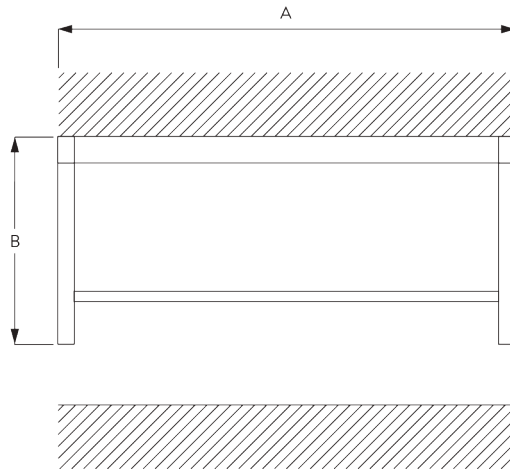


**SG 11421**

Zip-Profil

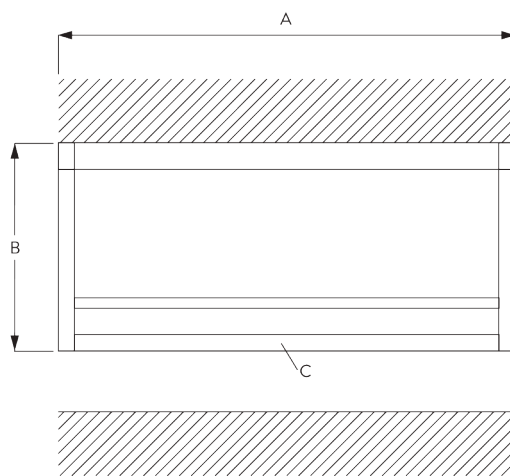
## C. MASSAUFNAHME

### Untermontage



A: Systembreite  
B: Systemhöhe

### Aufmontage



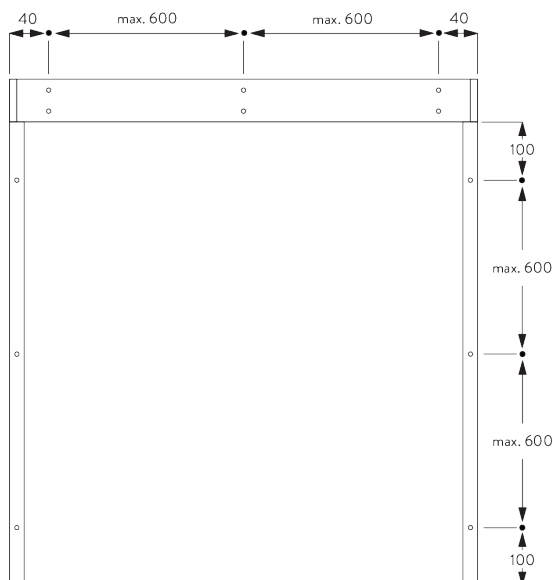
A: Systembreite  
B: Systemhöhe  
C: Optional: Abschlussprofil (SG 11418 / SG 11419)

# MONTAGE

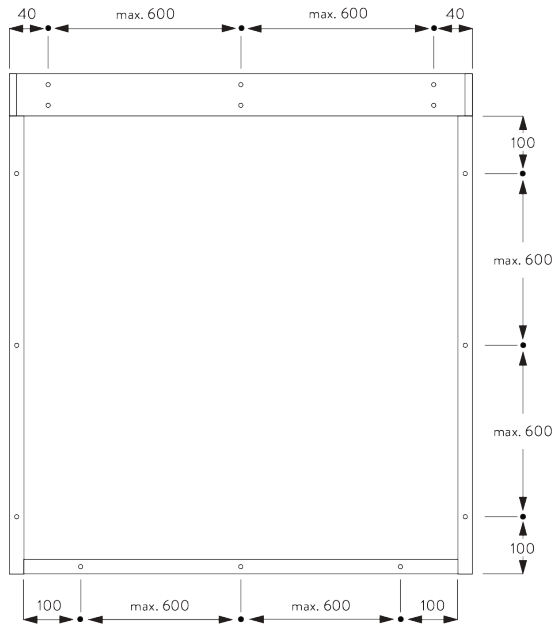
## A. MONTAGE- INFORMATIONEN

Detaillierte Montageinformationen siehe  
Silent Gliss Website

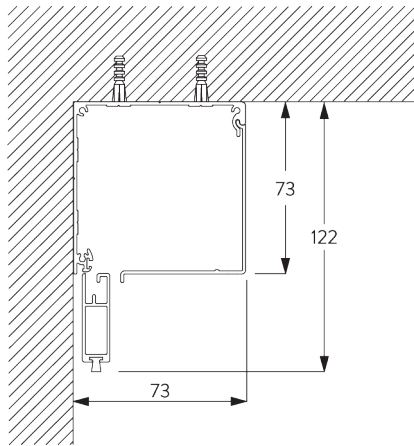
### Montagepunkte - Decken-/ Untermontage



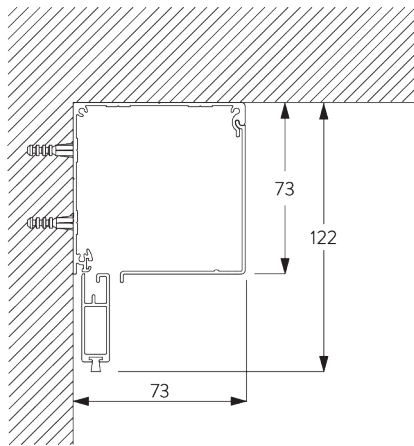
**Montagepunkte -  
Wand-/Aufmontage**



**B. DECKEN-/  
UNTERMONTAGE**

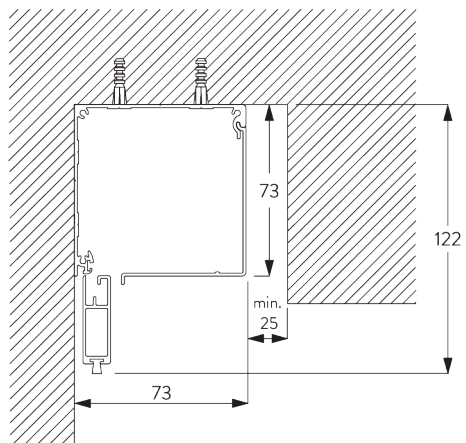


**C. WAND-/  
AUFMONTAGE**



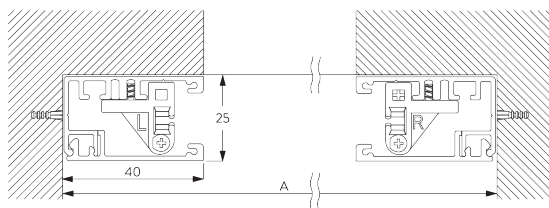


**D. NISCHEN-  
MONTAGE**



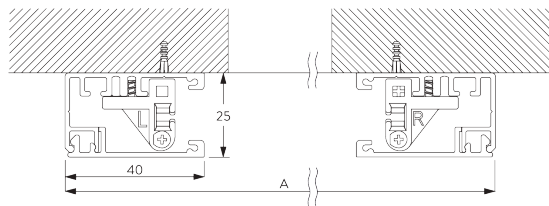
**E. SEITENPROFILE  
SG 11418 / SG 11419**

**Untermontage**



A: Systembreite

**Aufmontage**



A: Systembreite

# MOTOREN UND BEDIENUNGSARTEN

## A. MOTOREN- MERKMALE

| Motoren | 50-Serie | 20-Serie | 20-Serie | 10-Serie K | 5-Serie  |
|---------|----------|----------|----------|------------|----------|
|         | SG 11251 | SG 10523 | SG 10522 | SG 10514   | SG 10715 |

### Motoreigenschaften

|   |       |       |       |       |       |
|---|-------|-------|-------|-------|-------|
| Soft-Stop   | •     | •     | •     |       |       |
| Elektronische Endposition                                   | •     | •     | •     |       |       |
| Elektronischer Umdrehungszähler (Umdrehungszahl unbegrenzt) | •     | •     | •     |       |       |
| Mechanische Endposition                                     |       |       |       | •     | •     |
| Mechanischer Umdrehungszähler (Umdrehungszahl begrenzt)     |       |       |       | •     | •     |
| Zwei Zwischenpositionen möglich                             |       | •     |       |       |       |
| Ausrichtung der Beschwerungsprofile                         | •     |       |       |       |       |
| Geräuschloser Stopp   |       | •     | •     | •     |       |
| Parallelschaltung möglich ohne zusätzliche Relais           |       | •     | •     |       |       |
| Anschlusskabel an Motor ansteckbar                          | •     | •     | •     |       |       |
| IP Klasse   | IP 30 | IP 44 | IP 44 | IP 44 | IP 44 |

### Steuerungsmöglichkeiten

|   |   |   |   |   |   |
|---|---|---|---|---|---|
| Netzstrom   |   | • | • | • | • |
| SG Control L (eingebauter Funkempfänger)  |   | • |   |   |   |
| Smart by Silent Gliss   | • |   |   |   |   |
| Geeignet für alle gängigen Hausautomationssysteme (mit passender Schnittstelle) |   | • | • | • | • |

## B. MOTOREN- SPEZIFIKATIONEN

Siehe Website für  
Schaltschema.

| Motoren                                     | Min. System-<br>breite | Spannung | Stromstärke | Frequenz | Drehzahl | Funkfrequenz<br>Empfänger |
|---|------------------------|----------|-------------|----------|----------|---------------------------|
| <b>50-Serie<br/>(Smart by Silent Gliss)</b> |                        |          |             |          |          |                           |
| SG 11251                                    | 65 cm                  | 24 V DC  | 1.5 A       | -        | 32 U/Min | -                         |
| <b>20-Serie</b>                             |                        |          |             |          |          |                           |
| SG 10522 (Standard)                         | 65 cm                  | 230 V AC | 0.55 A      | 50 Hz    | 30 U/Min | -                         |
| SG 10523                                    | 65 cm                  | 230 V AC | 0.55 A      | 50 Hz    | 30 U/Min | 868/915 MHz               |
| <b>10-Serie K</b>                           |                        |          |             |          |          |                           |
| SG 10514                                    | 65 cm                  | 230 V AC | 0.52 A      | 50 Hz    | 30 U/Min | -                         |
| <b>5-Serie</b>                              |                        |          |             |          |          |                           |
| SG 10715                                    | 65 cm                  | 230 V AC | 0.485 A     | 50-60 Hz | 28 U/Min | -                         |

## C. BEDIENUNGS- ARTEN

Siehe Katalog "Steuerungen" für mehr Details.

Wandschalter



Bedienbar mit drahtgebundenem Wandschalter.

## SG Control L



Verschiedene Funkfernsteuerungen erhältlich.



Silent Gliss Move App.

## Smart by Silent Gliss



Offenes Zwei-Weg-Kommunikationssystem, das eine problemlose Integration der Produkte mit den meisten gängigen Gebäudemanagementsystemen ermöglicht.

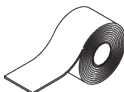

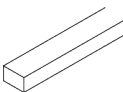
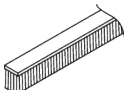


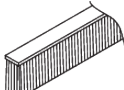

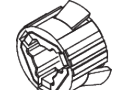


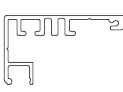
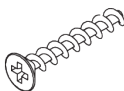
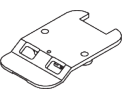


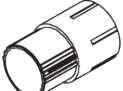



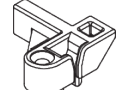
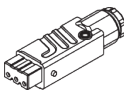
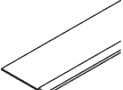


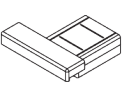
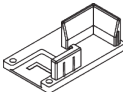

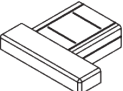
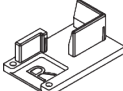

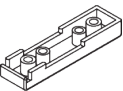
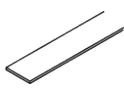

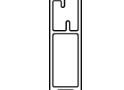



## D. SCHALTSCHHEMA



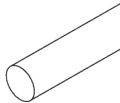
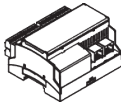

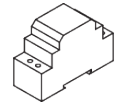
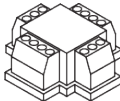
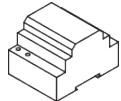
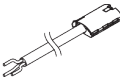
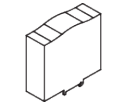

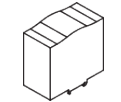

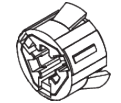


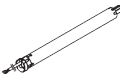






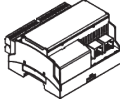

Siehe Silent Gliss Website.

# KOMPONENTEN

## A. STANDARD KOMPONENTEN

|  |   |   |   |   |   |
|--|---|---|---|---|---|
|    | <b>SG 4226</b><br>Doppelklebeband 30 mm             |    | <b>SG 10995</b><br>Kassettendeckel 73 mm            |    | <b>SG 11060</b><br>Schaumklebeband                    |
|    | <b>SG 4508</b><br>Bürste 5x7 mm                     |    | <b>SG 11004</b><br>Enddeckel links 7 mm             |    | <b>SG 11324</b><br>PT Schraube Senkkopf KA35x14       |
|    | <b>SG 4509</b><br>Bürste 5x12 mm                    |    | <b>SG 11005</b><br>Enddeckel rechts 73 mm           |    | <b>SG 11354</b><br>Mitnehmerset 10/20-Serie           |
|    | <b>SG 6791</b><br>Linsenschraube 3.9x32             |    | <b>SG 11011</b><br>Clip                             |    | <b>SG 11418</b><br>Seitliche Führungsschiene          |
|    | <b>SG 6933</b><br>PT Senkkopfschraube KA25x16       |    | <b>SG 11013</b><br>Clip für Motorantrieb            |    | <b>SG 11419</b><br>Seitliche Abdeckung                |
|   | <b>SG 6936</b><br>PT Senkkopfschraube KA22x10       |   | <b>SG 11014</b><br>Rohradapter                      |   | <b>SG 11421</b><br>Zip-Profil                         |
|  | <b>SG 6942</b><br>Linsenschraube KA30x8             |  | <b>SG 11016</b><br>Motoradapter 41mm                |  | <b>SG 11473</b><br>Zip Führung links                  |
|  | <b>SG 9917</b><br>Hirschmann Kupplung STAK 3 N      |  | <b>SG 11025</b><br>Zip                              |  | <b>SG 11474</b><br>Zip Führung rechts                 |
|  | <b>SG 10284</b><br>O-Ring ø12.1x2.7                 |  | <b>SG 11028</b><br>Enddeckel links                  |  | <b>SG 11475</b><br>Enddeckel links für Seitenführung  |
|  | <b>SG 10522</b><br>Motor 230V AC, 20er Serie S 3/30 |  | <b>SG 11029</b><br>Enddeckel rechts                 |  | <b>SG 11476</b><br>Enddeckel rechts für Seitenführung |
|  | <b>SG 10532</b><br>Rohr ø 43 mm                     |  | <b>SG 11030</b><br>Deckel                           |   |   |
|  | <b>SG 10668</b><br>PVC Streifen 10 mm               |  | <b>SG 11034</b><br>Senkkopfschraube 3.5x16          |   |   |
|  | <b>SG 10993</b><br>Beschwerung                      |  | <b>SG 11035</b><br>Senkkopfschraube 2.2x9.5         |   |   |
|  | <b>SG 10994</b><br>Kassettengehäuse 73 mm           |  | <b>SG 11059</b><br>Linsenschraube mit Flansch M4x12 |   |   |

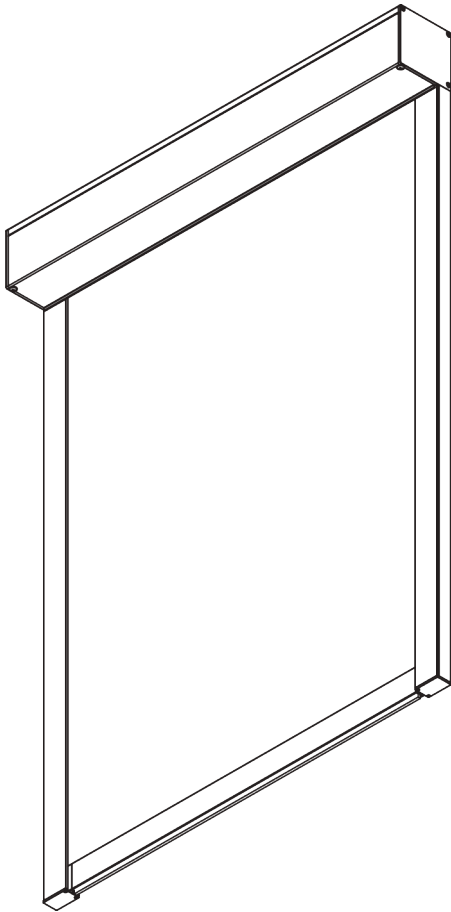

## B. OPTIONALE KOMponentEN

|   |   |   |   |
|---|---|---|---|
|    | <b>SG 4951</b><br>Beschwerung ø 8 mm                                  |    | <b>SG 11262</b><br>Erweiterung                                |
|    | <b>SG 9916</b><br>Hirschmann Kupplungsset                             |    | <b>SG 11263</b><br>Transformer 24V DC, 2.5 Ampere<br>DIN Rail |
|    | <b>SG 9959</b><br>Trennrelais   |    | <b>SG 11264</b><br>Transformer 24V DC, 3.8 Ampere<br>DIN Rail |
|    | <b>SG 10293</b><br>Anschlusskabel 230V AC, 2/3/5/10<br>m              |    | <b>SG 11265</b><br>Transformer 24V DC, 5 Ampere<br>DIN Rail   |
|    | <b>SG 10300</b><br>Funkhandsender 1-Kanal                             |    | <b>SG 11266</b><br>Transformer 24V DC, 10 Ampere<br>DIN Rail  |
|   | <b>SG 10302</b><br>Funkhandsender 5+1-Kanal                           |   | <b>SG 11355</b><br>Mitnehmerset 5-Serie                       |
|  | <b>SG 10303</b><br>Funkhandsender 10+2+1-Kanal                        |  | <b>SG 11460</b><br>Deckel für Hirschmann Stecker              |
|  | <b>SG 10514</b><br>Motor 230V AC, 10er Serie S 3/30<br>K              |  | <b>SG 11480</b><br>Funkhandsender 1-Kanal                     |
|  | <b>SG 10523</b><br>Motor 230V AC, 20er Serie S 3/30,<br>Funkempfänger |  | <b>SG 11490</b><br>Funkhandsender 5+1-Kanal                   |
|  | <b>SG 10715</b><br>Motor 230V AC, 5er Serie S 6/28                    |   |   |
|  | <b>SG 10804</b><br>Funkhandsender 15+5+1 Kanal                        |   |   |
|  | <b>SG 11251</b><br>Motor 24V DC, 50er Serie S 3/32                    |   |   |
|  | <b>SG 11260</b><br>Gateway Cedia                                      |   |   |
|  | <b>SG 11261</b><br>Gateway KNX  |   |   |



# SG 4770

---



## PRODUKTINFORMATIONEN

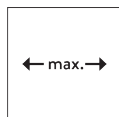
- **Bedienung:** Motor
- **Grösse:** M
- **Montage:** Decke, Wand, Nische
- **Farben:** weiss RAL 9016 oder schwarz RAL 9005, Sonderfarben möglich
- **Stoffe:** siehe Silent Gliss Stoffkollektion

### **Merkmale:**

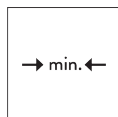
- Zip Technologie
- Leise und schnelle Motoren
- Soft-Stop
- Vielfältige Steuerungsmöglichkeiten
- 40 mm Seitenprofil, Vorgebohrte Träger Positionierungen

# SYSTEMSPEZIFIKATIONEN

## A. MASSE / GEWICHT



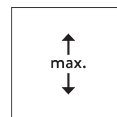
2.2 m



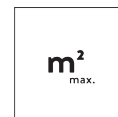
65 cm\*

\*siehe

Motorspezifikationstabelle



2.4 m



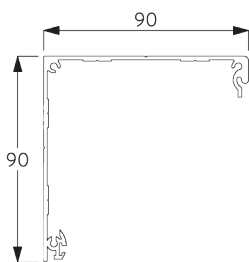
5.3 m<sup>2</sup>



3.7 kg

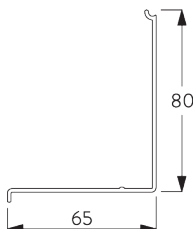
## B. PROFIL

### Profilinformationen



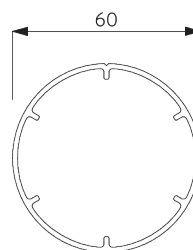
**SG 10996**

Kassettengehäuse 90 mm



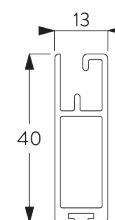
**SG 10997**

Kassettendeckel 90 mm



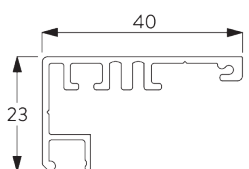
**SG 11037**

Rohr ø 60 mm



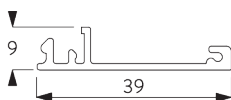
**SG 10993**

Beschwerung



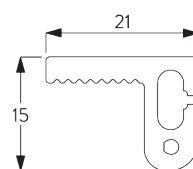
**SG 11418**

Seitliche Führungsschiene



**SG 11419**

Seitliche Abdeckung



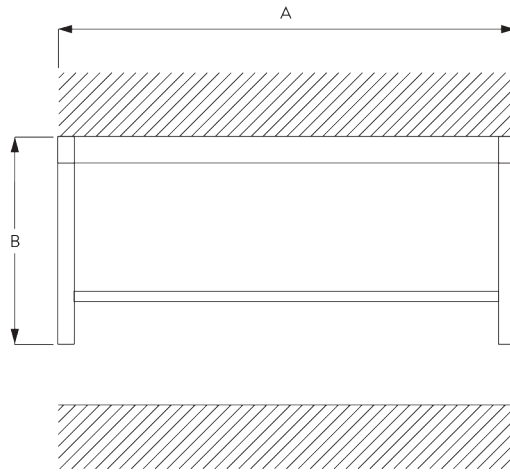
**SG 11421**

Zip-Profil



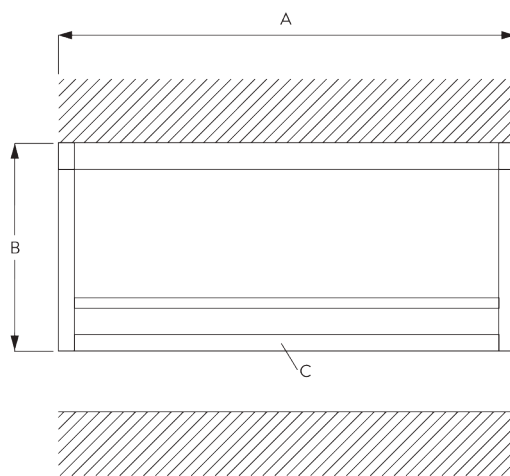
## C. MASSAUFNAHME

### Untermontage



A: Systembreite  
B: Systemhöhe

### Aufmontage



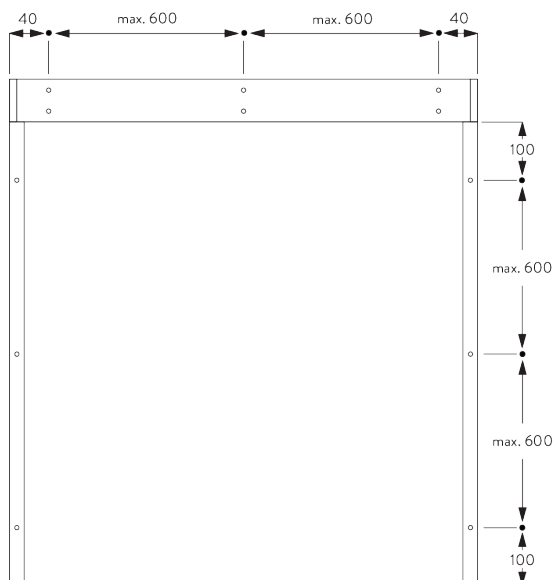
A: Systembreite  
B: Systemhöhe  
C: Optional: Abschlussprofil (SG 11418 / SG 11419)

# MONTAGE

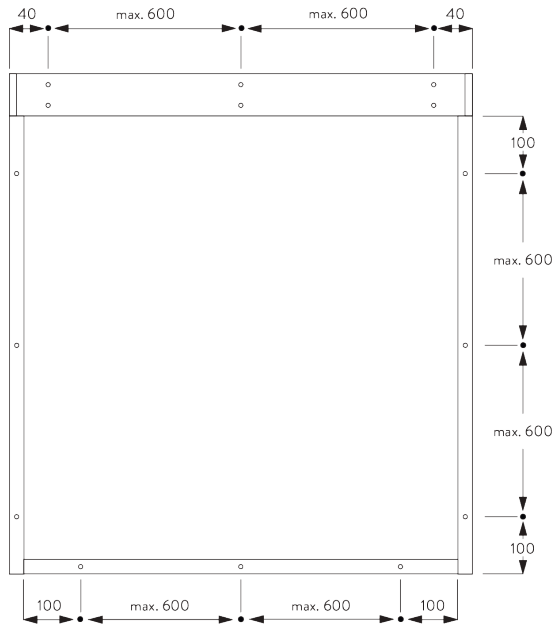
## A. MONTAGE- INFORMATIONEN

Detaillierte Montageinformationen siehe  
Silent Gliss Website

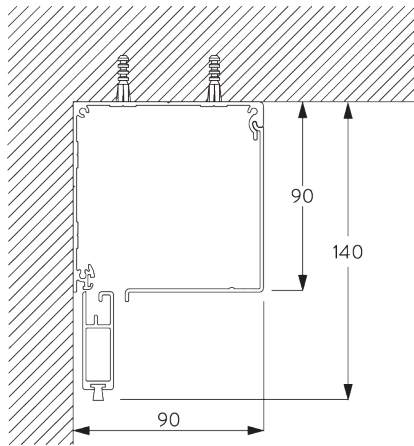
### Montagepunkte - Decken-/ Untermontage



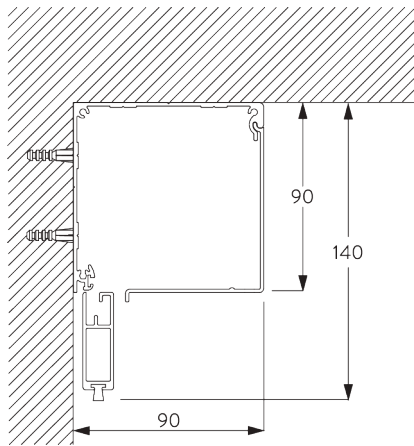
## Montagepunkte - Wand-/Aufmontage



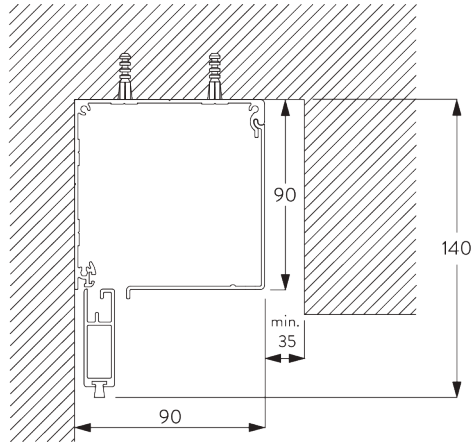
## B. DECKEN-/ UNTERMONTAGE



## C. WAND-/ AUFMONTAGE

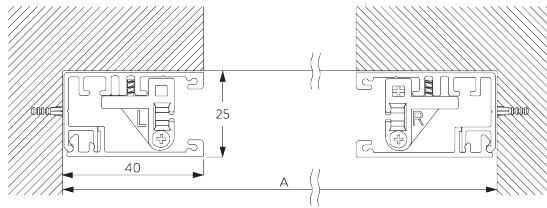


**D. NISCHEN-  
MONTAGE**



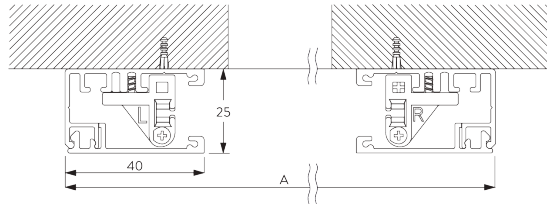
**E. SEITENPROFILE  
SG 11418 / SG 11419**

**Untermontage**



A: Systembreite

**Aufmontage**



A: Systembreite

# MOTOREN UND BEDIENUNGSARTEN

## A. MOTOREN- MERKMALE

| Motoren | 50-Serie | 20-Serie | 20-Serie | 10-Serie K | 5-Serie  |
|---------|----------|----------|----------|------------|----------|
|         | SG 11251 | SG 10523 | SG 10522 | SG 10514   | SG 10715 |

### Motoreigenschaften

|   |       |       |       |       |       |
|---|-------|-------|-------|-------|-------|
| Soft-Stop   | •     | •     | •     |       |       |
| Elektronische Endposition                                   | •     | •     | •     |       |       |
| Elektronischer Umdrehungszähler (Umdrehungszahl unbegrenzt) | •     | •     | •     |       |       |
| Mechanische Endposition                                     |       |       |       | •     | •     |
| Mechanischer Umdrehungszähler (Umdrehungszahl begrenzt)     |       |       |       | •     | •     |
| Zwei Zwischenpositionen möglich                             |       | •     |       |       |       |
| Ausrichtung der Beschwerungsprofile                         | •     |       |       |       |       |
| Geräuschloser Stopp   |       | •     | •     | •     |       |
| Parallelschaltung möglich ohne zusätzliche Relais           |       | •     | •     |       |       |
| Anschlusskabel an Motor ansteckbar                          | •     | •     | •     |       |       |
| IP Klasse   | IP 30 | IP 44 | IP 44 | IP 44 | IP 44 |

### Steuerungsmöglichkeiten

|   |   |   |   |   |   |
|---|---|---|---|---|---|
| Netzstrom   |   | • | • | • | • |
| SG Control L (eingebauter Funkempfänger)  |   | • |   |   |   |
| Smart by Silent Gliss   | • |   |   |   |   |
| Geeignet für alle gängigen Hausautomationssysteme (mit passender Schnittstelle) |   | • | • | • | • |

## B. MOTOREN- SPEZIFIKATIONEN

Siehe Website für  
Schaltschema.

| Motoren                                     | Min. System-<br>breite | Spannung | Stromstärke | Frequenz | Drehzahl | Funkfrequenz<br>Empfänger |
|---|------------------------|----------|-------------|----------|----------|---------------------------|
| <b>50-Serie<br/>(Smart by Silent Gliss)</b> |                        |          |             |          |          |                           |
| SG 11251                                    | 65 cm                  | 24 V DC  | 1.5 A       | -        | 32 U/Min | -                         |
| <b>20-Serie</b>                             |                        |          |             |          |          |                           |
| SG 10522 (Standard)                         | 65 cm                  | 230 V AC | 0.55 A      | 50 Hz    | 30 U/Min | -                         |
| SG 10523                                    | 65 cm                  | 230 V AC | 0.55 A      | 50 Hz    | 30 U/Min | 868/915 MHz               |
| <b>10-Serie K</b>                           |                        |          |             |          |          |                           |
| SG 10514                                    | 65 cm                  | 230 V AC | 0.52 A      | 50 Hz    | 30 U/Min | -                         |
| <b>5-Serie</b>                              |                        |          |             |          |          |                           |
| SG 10715                                    | 65 cm                  | 230 V AC | 0.485 A     | 50-60 Hz | 28 U/Min | -                         |

## C. BEDIENUNGS- ARTEN

Siehe Katalog "Steuerungen" für mehr Details.

Wandschalter



Bedienbar mit drahtgebundenem Wandschalter.

## SG Control L



Verschiedene Funkfernsteuerungen erhältlich.



Silent Gliss Move App.

## Smart by Silent Gliss



Offenes Zwei-Weg-Kommunikationssystem, das eine problemlose Integration der Produkte mit den meisten gängigen Gebäudemanagementsystemen ermöglicht.




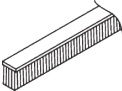

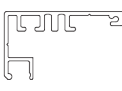
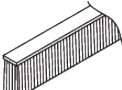


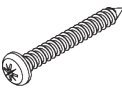

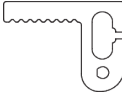
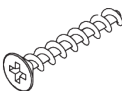





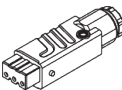
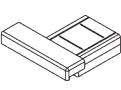
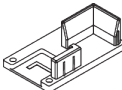

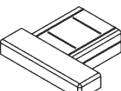
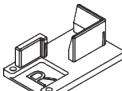

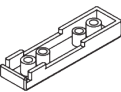
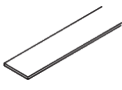

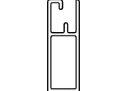

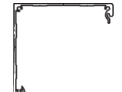




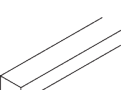
## D. SCHALTSCHHEMA



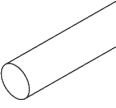
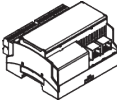

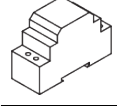
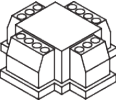
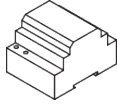
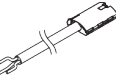
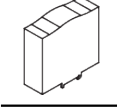

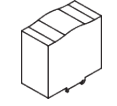

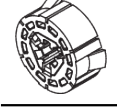








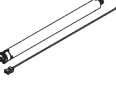
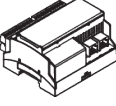

Siehe Silent Gliss Website.

# KOMPONENTEN

## A. STANDARD KOMPONENTEN

|  |   |   |   |   |   |
|--|---|---|---|---|---|
|    | <b>SG 4226</b><br>Doppelklebeband 30 mm             |    | <b>SG 11007</b><br>Enddeckel rechts 90 mm           |    | <b>SG 11324</b><br>PT Schraube Senkkopf KA35x14       |
|    | <b>SG 4508</b><br>Bürste 5x7 mm                     |    | <b>SG 11011</b><br>Clip                             |    | <b>SG 11418</b><br>Seitliche Führungsschiene          |
|    | <b>SG 4509</b><br>Bürste 5x12 mm                    |    | <b>SG 11013</b><br>Clip für Motorantrieb            |    | <b>SG 11419</b><br>Seitliche Abdeckung                |
|    | <b>SG 6791</b><br>Linsenschraube 3.9x32             |    | <b>SG 11017</b><br>Rohr Adapter 60 mm               |    | <b>SG 11421</b><br>Zip-Profil                         |
|    | <b>SG 6933</b><br>PT Senkkopfschraube KA25x16       |    | <b>SG 11019</b><br>Rohr Adapter Motor 60 mm         |    | <b>SG 11473</b><br>Zip Führung links                  |
|   | <b>SG 6936</b><br>PT Senkkopfschraube KA22x10       |   | <b>SG 11025</b><br>Zip                              |   | <b>SG 11474</b><br>Zip Führung rechts                 |
|  | <b>SG 9917</b><br>Hirschmann Kupplung STAK 3 N      |  | <b>SG 11028</b><br>Enddeckel links                  |  | <b>SG 11475</b><br>Enddeckel links für Seitenführung  |
|  | <b>SG 10284</b><br>O-Ring ø12.1x2.7                 |  | <b>SG 11029</b><br>Enddeckel rechts                 |  | <b>SG 11476</b><br>Enddeckel rechts für Seitenführung |
|  | <b>SG 10522</b><br>Motor 230V AC, 20er Serie S 3/30 |  | <b>SG 11030</b><br>Deckel                           |   |   |
|  | <b>SG 10668</b><br>PVC Streifen 10 mm               |  | <b>SG 11034</b><br>Senkkopfschraube 3.5x16          |   |   |
|  | <b>SG 10993</b><br>Beschwerung                      |  | <b>SG 11035</b><br>Senkkopfschraube 2.2x9.5         |   |   |
|  | <b>SG 10996</b><br>Kassettengehäuse 90 mm           |  | <b>SG 11037</b><br>Rohr ø 60 mm                     |   |   |
|  | <b>SG 10997</b><br>Kassettendeckel 90 mm            |  | <b>SG 11059</b><br>Linsenschraube mit Flansch M4x12 |   |   |
|  | <b>SG 11006</b><br>Enddeckel links 90 mm            |  | <b>SG 11060</b><br>Schaumklebeband                  |   |   |

## B. OPTIONALE KOMponentEN

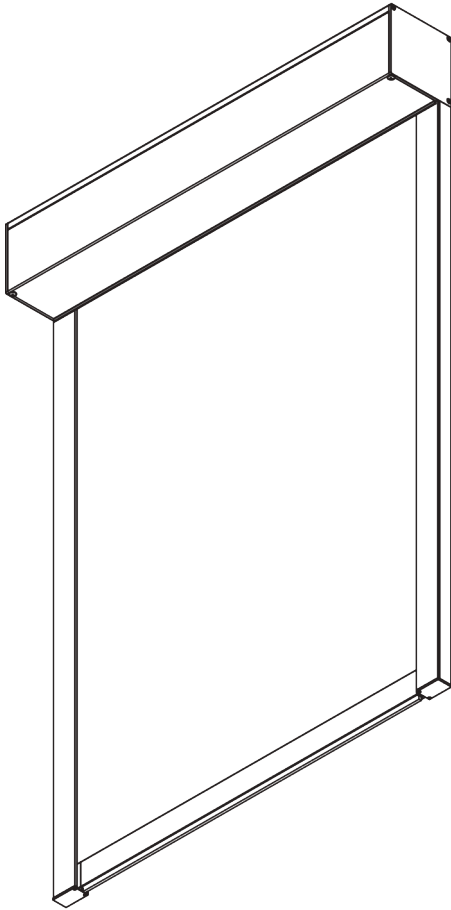

|   |   |   |   |
|---|---|---|---|
|    | <b>SG 4951</b><br>Beschwerung ø 8 mm                                  |    | <b>SG 11262</b><br>Erweiterung                                |
|    | <b>SG 9916</b><br>Hirschmann Kupplungsset                             |    | <b>SG 11263</b><br>Transformer 24V DC, 2.5 Ampere<br>DIN Rail |
|    | <b>SG 9959</b><br>Trennrelais   |    | <b>SG 11264</b><br>Transformer 24V DC, 3.8 Ampere<br>DIN Rail |
|    | <b>SG 10293</b><br>Anschlusskabel 230V AC, 2/3/5/10<br>m              |    | <b>SG 11265</b><br>Transformer 24V DC, 5 Ampere<br>DIN Rail   |
|    | <b>SG 10300</b><br>Funkhandsender 1-Kanal                             |    | <b>SG 11266</b><br>Transformer 24V DC, 10 Ampere<br>DIN Rail  |
|   | <b>SG 10302</b><br>Funkhandsender 5+1-Kanal                           |   | <b>SG 11359</b><br>Mitnehmerset 5er Serie                     |
|  | <b>SG 10303</b><br>Funkhandsender 10+2+1-Kanal                        |  | <b>SG 11460</b><br>Deckel für Hirschmann Stecker              |
|  | <b>SG 10514</b><br>Motor 230V AC, 10er Serie S 3/30<br>K              |  | <b>SG 11480</b><br>Funkhandsender 1-Kanal                     |
|  | <b>SG 10523</b><br>Motor 230V AC, 20er Serie S 3/30,<br>Funkempfänger |  | <b>SG 11490</b><br>Funkhandsender 5+1-Kanal                   |
|  | <b>SG 10715</b><br>Motor 230V AC, 5er Serie S 6/28                    |   |   |
|  | <b>SG 10804</b><br>Funkhandsender 15+5+1 Kanal                        |   |   |
|  | <b>SG 11251</b><br>Motor 24V DC, 50er Serie S 3/32                    |   |   |
|  | <b>SG 11260</b><br>Gateway Cedia                                      |   |   |
|  | <b>SG 11261</b><br>Gateway KNX  |   |   |





# SG 4780

---



## PRODUKTINFORMATIONEN

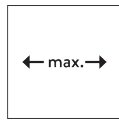
- **Bedienung:** Motor
- **Grösse:** L
- **Montage:** Decke, Wand, Nische
- **Farben:** weiss RAL 9016 oder schwarz RAL 9005, Sonderfarben möglich
- **Stoffe:** siehe Silent Gliss Stoffkollektion

### **Merkmale:**

- Zip Technologie
- Leise und schnelle Motoren
- Soft-Stop
- Vielfältige Steuerungsmöglichkeiten
- 40 mm Seitenprofil, Vorgebohrte Träger Positionierungen

# SYSTEMSPEZIFIKATIONEN

## A. MASSE / GEWICHT



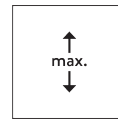
3 m



65 cm\*

\*siehe

Motorspezifikationstabelle



3 m



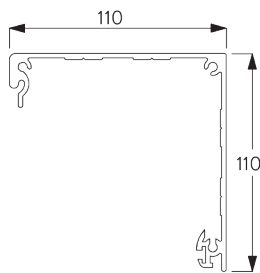
9 m<sup>2</sup>



6 kg

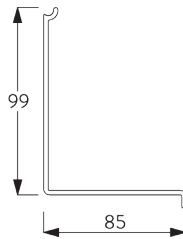
## B. PROFIL

### Profilinformationen



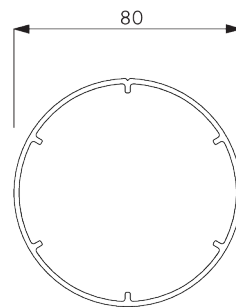
**SG 10998**

Kassettengehäuse 110 mm



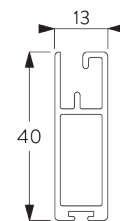
**SG 10999**

Kassettendeckel 110 mm



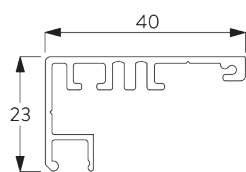
**SG 11003**

Rohr 80 mm



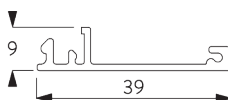
**SG 10993**

Beschwerung



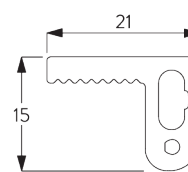
**SG 11418**

Seitliche Führungsschiene



**SG 11419**

Seitliche Abdeckung

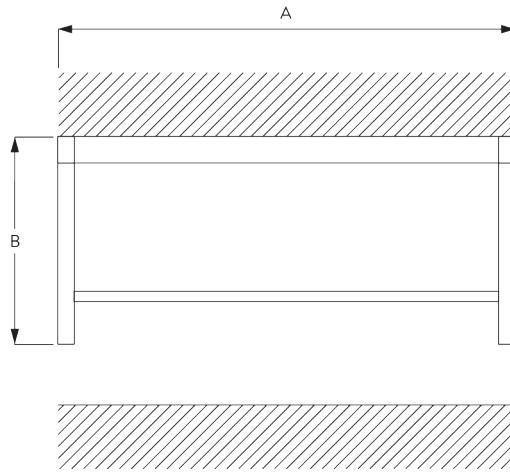


**SG 11421**

Zip-Profil

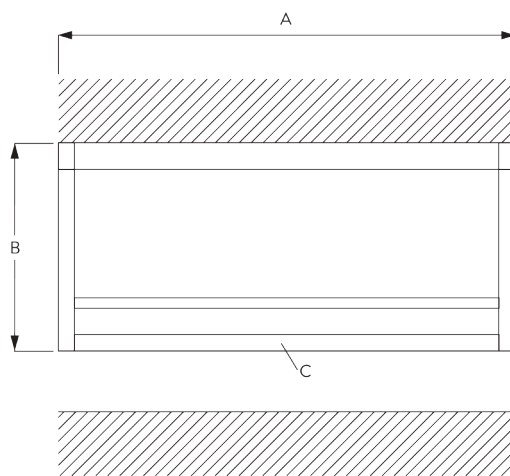
## C. MASSAUFNAHME

### Untermontage



A: Systembreite  
B: Systemhöhe

### Aufmontage



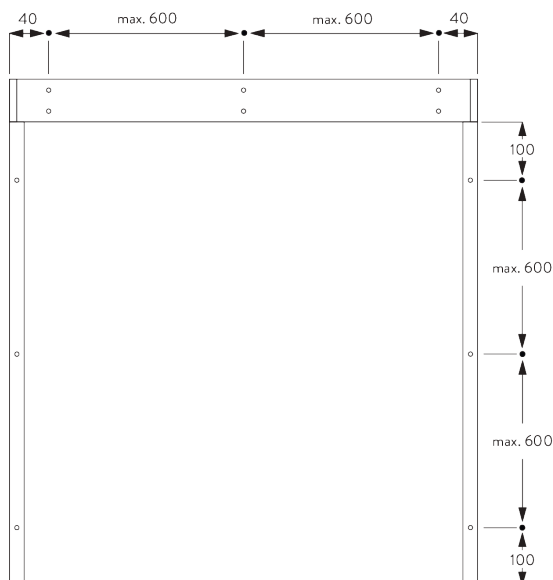
A: Systembreite  
B: Systemhöhe  
C: Optional: Abschlussprofil (SG 11418 / SG 11419)

# MONTAGE

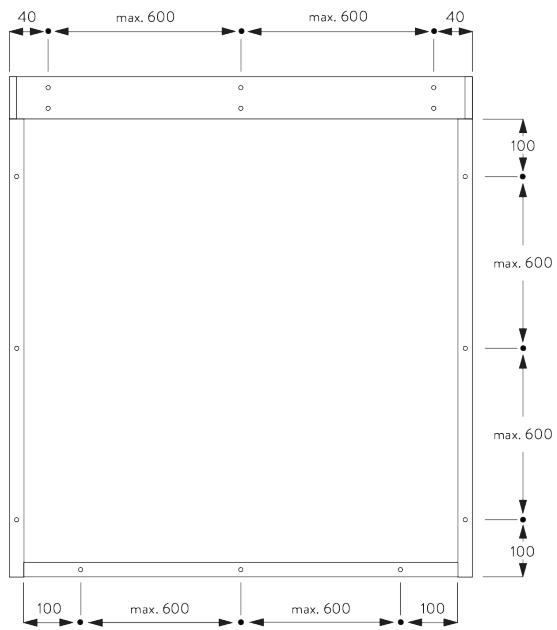
## A. MONTAGE- INFORMATIONEN

Detaillierte Montageinformationen siehe  
Silent Gliss Website

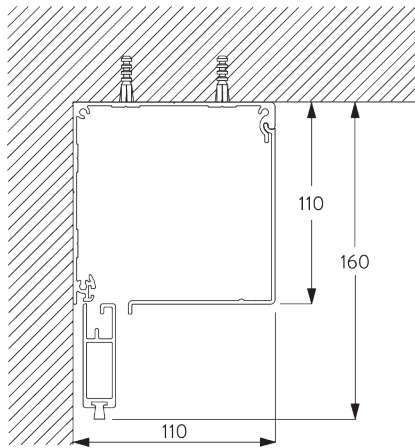
### Montagepunkte - Decken-/ Untermontage



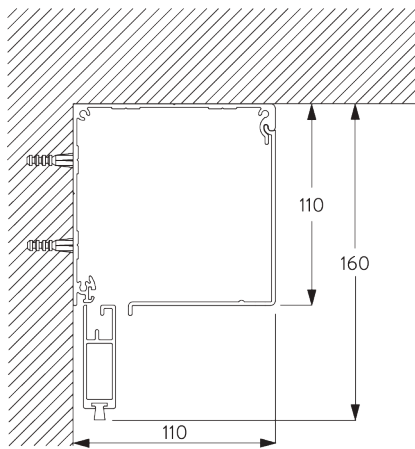
## Montagepunkte - Wand-/Aufmontage



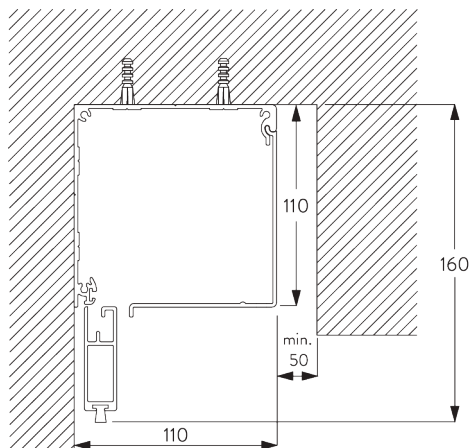
## B. DECKEN-/ UNTERMONTAGE



## C. WAND-/ AUFMONTAGE

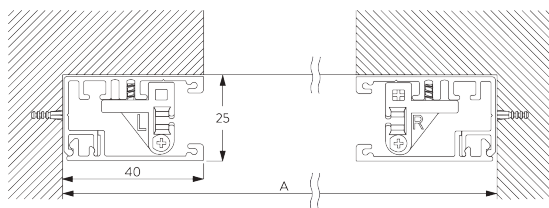


**D. NISCHEN-  
MONTAGE**



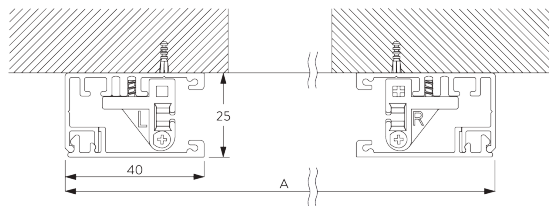
**E. SEITENPROFILE  
SG 11418 / SG 11419**

**Untermontage**



A: Systembreite

**Aufmontage**



A: Systembreite

# MOTOREN UND BEDIENUNGSARTEN

## A. MOTOREN- MERKMALE

| Motoren | 50-Serie | 20-Serie | 20-Serie | 10-Serie K | 5-Serie  |
|---------|----------|----------|----------|------------|----------|
|         | SG 11251 | SG 10523 | SG 10522 | SG 10514   | SG 10715 |

### Motoreigenschaften

|   |       |       |       |       |       |
|---|-------|-------|-------|-------|-------|
| Soft-Stop   | •     | •     | •     |       |       |
| Elektronische Endposition                                   | •     | •     | •     |       |       |
| Elektronischer Umdrehungszähler (Umdrehungszahl unbegrenzt) | •     | •     | •     |       |       |
| Mechanische Endposition                                     |       |       |       | •     | •     |
| Mechanischer Umdrehungszähler (Umdrehungszahl begrenzt)     |       |       |       | •     | •     |
| Zwei Zwischenpositionen möglich                             |       | •     |       |       |       |
| Ausrichtung der Beschwerungsprofile                         | •     |       |       |       |       |
| Geräuschloser Stopp   |       | •     | •     | •     |       |
| Parallelschaltung möglich ohne zusätzliche Relais           |       | •     | •     |       |       |
| Anschlusskabel an Motor ansteckbar                          | •     | •     | •     |       |       |
| IP Klasse   | IP 30 | IP 44 | IP 44 | IP 44 | IP 44 |

### Steuerungsmöglichkeiten

|   |   |   |   |   |   |
|---|---|---|---|---|---|
| Netzstrom   |   | • | • | • | • |
| SG Control L (eingebauter Funkempfänger)  |   | • |   |   |   |
| Smart by Silent Gliss   | • |   |   |   |   |
| Geeignet für alle gängigen Hausautomationssysteme (mit passender Schnittstelle) |   | • | • | • | • |

## B. MOTOREN- SPEZIFIKATIONEN

Siehe Website für  
Schaltschema.

| Motoren                                     | Min. System-<br>breite | Spannung | Stromstärke | Frequenz | Drehzahl | Funkfrequenz<br>Empfänger |
|---|------------------------|----------|-------------|----------|----------|---------------------------|
| <b>50-Serie<br/>(Smart by Silent Gliss)</b> |                        |          |             |          |          |                           |
| SG 11251                                    | 65 cm                  | 24 V DC  | 1.5 A       | -        | 32 U/Min | -                         |
| <b>20-Serie</b>                             |                        |          |             |          |          |                           |
| SG 10522 (Standard)                         | 65 cm                  | 230 V AC | 0.55 A      | 50 Hz    | 30 U/Min | -                         |
| SG 10523                                    | 65 cm                  | 230 V AC | 0.55 A      | 50 Hz    | 30 U/Min | 868/915 MHz               |
| <b>10-Serie K</b>                           |                        |          |             |          |          |                           |
| SG 10514                                    | 65 cm                  | 230 V AC | 0.52 A      | 50 Hz    | 30 U/Min | -                         |
| <b>5-Serie</b>                              |                        |          |             |          |          |                           |
| SG 10715                                    | 65 cm                  | 230 V AC | 0.485 A     | 50-60 Hz | 28 U/Min | -                         |

## C. BEDIENUNGS- ARTEN

Siehe Katalog "Steuerungen" für mehr Details.

Wandschalter



Bedienbar mit drahtgebundenem Wandschalter.

## SG Control L



*Verschiedene Funkfernsteuerungen erhältlich.*



*Silent Gliss Move App.*

## Smart by Silent Gliss



*Offenes Zwei-Weg-Kommunikationssystem, das eine problemlose Integration der Produkte mit den meisten gängigen Gebäudemanagementsystemen ermöglicht.*

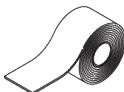

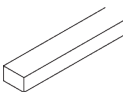
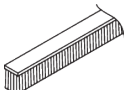
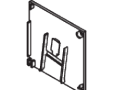

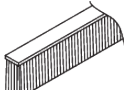
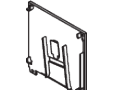
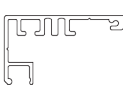



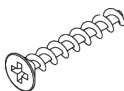
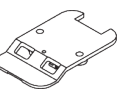



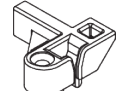



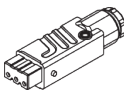
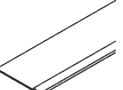
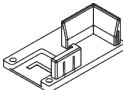

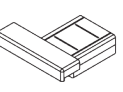
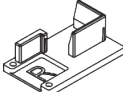

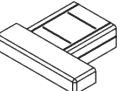
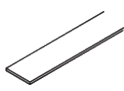
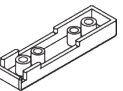
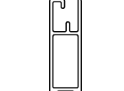
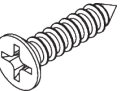


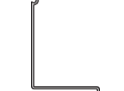

## D. SCHALTSCHHEMA



*Siehe Silent Gliss Website.*

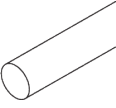
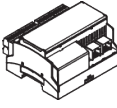

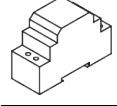
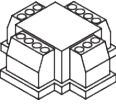
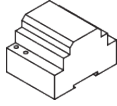
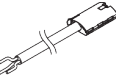
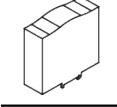

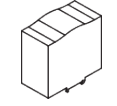

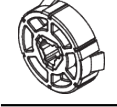



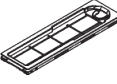





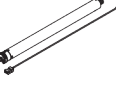
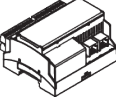

# KOMPONENTEN

## A. STANDARD KOMPONENTEN

|  |   |   |   |   |   |
|--|---|---|---|---|---|
|    | <b>SG 4226</b><br>Doppelklebeband 30 mm             |    | <b>SG 11003</b><br>Rohr 80 mm                       |    | <b>SG 11060</b><br>Schaumklebeband                    |
|    | <b>SG 4508</b><br>Bürste 5x7 mm                     |    | <b>SG 11008</b><br>Enddeckel links, 110 mm          |    | <b>SG 11324</b><br>PT Schraube Senkkopf KA35x14       |
|    | <b>SG 4509</b><br>Bürste 5x12 mm                    |    | <b>SG 11009</b><br>Enddeckel rechts 110 mm          |    | <b>SG 11418</b><br>Seitliche Führungsschiene          |
|    | <b>SG 6791</b><br>Linsenschraube 3.9x32             |    | <b>SG 11011</b><br>Clip                             |    | <b>SG 11419</b><br>Seitliche Abdeckung                |
|    | <b>SG 6933</b><br>PT Senkkopfschraube KA25x16       |    | <b>SG 11013</b><br>Clip für Motorantrieb            |    | <b>SG 11421</b><br>Zip-Profil                         |
|   | <b>SG 6936</b><br>PT Senkkopfschraube KA22x10       |   | <b>SG 11020</b><br>Rohr Adapter Stütze 80 mm        |   | <b>SG 11473</b><br>Zip Führung links                  |
|  | <b>SG 6942</b><br>Linsenschraube KA30x8             |  | <b>SG 11022</b><br>Rohr Adapter Motor 80 mm         |  | <b>SG 11474</b><br>Zip Führung rechts                 |
|  | <b>SG 9917</b><br>Hirschmann Kupplung STAK 3 N      |  | <b>SG 11025</b><br>Zip                              |  | <b>SG 11475</b><br>Enddeckel links für Seitenführung  |
|  | <b>SG 10284</b><br>O-Ring ø12.1x2.7                 |  | <b>SG 11028</b><br>Enddeckel links                  |  | <b>SG 11476</b><br>Enddeckel rechts für Seitenführung |
|  | <b>SG 10522</b><br>Motor 230V AC, 20er Serie S 3/30 |  | <b>SG 11029</b><br>Enddeckel rechts                 |   |   |
|  | <b>SG 10668</b><br>PVC Streifen 10 mm               |  | <b>SG 11030</b><br>Deckel                           |   |   |
|  | <b>SG 10993</b><br>Beschwerung                      |  | <b>SG 11034</b><br>Senkkopfschraube 3.5x16          |   |   |
|  | <b>SG 10998</b><br>Kassettengehäuse 110 mm          |  | <b>SG 11035</b><br>Senkkopfschraube 2.2x9.5         |   |   |
|  | <b>SG 10999</b><br>Kassettendeckel 110 mm           |  | <b>SG 11059</b><br>Linsenschraube mit Flansch M4x12 |   |   |



## B. OPTIONALE KOMponentEN

|   |   |   |   |
|---|---|---|---|
|    | <b>SG 4951</b><br>Beschwerung ø 8 mm                                  |    | <b>SG 11262</b><br>Erweiterung                                |
|    | <b>SG 9916</b><br>Hirschmann Kupplungsset                             |    | <b>SG 11263</b><br>Transformer 24V DC, 2.5 Ampere<br>DIN Rail |
|    | <b>SG 9959</b><br>Trennrelais   |    | <b>SG 11264</b><br>Transformer 24V DC, 3.8 Ampere<br>DIN Rail |
|    | <b>SG 10293</b><br>Anschlusskabel 230V AC, 2/3/5/10<br>m              |    | <b>SG 11265</b><br>Transformer 24V DC, 5 Ampere<br>DIN Rail   |
|    | <b>SG 10300</b><br>Funkhandsender 1-Kanal                             |    | <b>SG 11266</b><br>Transformer 24V DC, 10 Ampere<br>DIN Rail  |
|   | <b>SG 10302</b><br>Funkhandsender 5+1-Kanal                           |   | <b>SG 11362</b><br>Mitnehmerset 10er/20er Serie               |
|  | <b>SG 10303</b><br>Funkhandsender 10+2+1-Kanal                        |  | <b>SG 11363</b><br>Mitnehmerset 5er Serie                     |
|  | <b>SG 10514</b><br>Motor 230V AC, 10er Serie S 3/30<br>K              |  | <b>SG 11460</b><br>Deckel für Hirschmann Stecker              |
|  | <b>SG 10523</b><br>Motor 230V AC, 20er Serie S 3/30,<br>Funkempfänger |  | <b>SG 11480</b><br>Funkhandsender 1-Kanal                     |
|  | <b>SG 10715</b><br>Motor 230V AC, 5er Serie S 6/28                    |  | <b>SG 11490</b><br>Funkhandsender 5+1-Kanal                   |
|  | <b>SG 10804</b><br>Funkhandsender 15+5+1 Kanal                        |   |   |
|  | <b>SG 11251</b><br>Motor 24V DC, 50er Serie S 3/32                    |   |   |
|  | <b>SG 11260</b><br>Gateway Cedia                                      |   |   |
|  | <b>SG 11261</b><br>Gateway KNX  |   |   |





## ***The Architects of Silence***

***Silent Gliss ist der weltweit führende Gesamtanbieter für hochwertigen innenliegenden Sicht- und Sonnenschutz. Mit modernster Technologie und unermüdlichem Präzisionsstreben werden in der Schweiz seit 1952 Beschattungssysteme entwickelt, die so lautlos und leichtgängig sind wie keine anderen auf der Welt.***

*Angetrieben von Kundenbedürfnissen bieten wir funktionelle und wartungsfreie Produkte nach Mass. Fachkundige technische Beratung im Wohn- und Objektbereich sowie Installations- und Supportdienstleistungen runden das Angebot ab. Silent Gliss steht für innovative, nachhaltige und komfortable Lösungen nach Mass, aussergewöhnliches Design und erstklassige Qualität.*

### **Silent Gliss GmbH**

Rheinauenstraße 8  
D - 79415 Bad Bellingen  
**T** +49 (0) 7635 761 92 10  
**F** +49 (0) 7635 761 92 11  
info@silentgliss.de

Belgradplatz 5 / Office 3  
A - 1100 Wien  
**T** +43 (0) 1 615 02 73  
**F** +43 (0) 1 615 02 73 88  
info@silentgliss.at

**www.silentgliss.de**

**www.silentgliss.at**