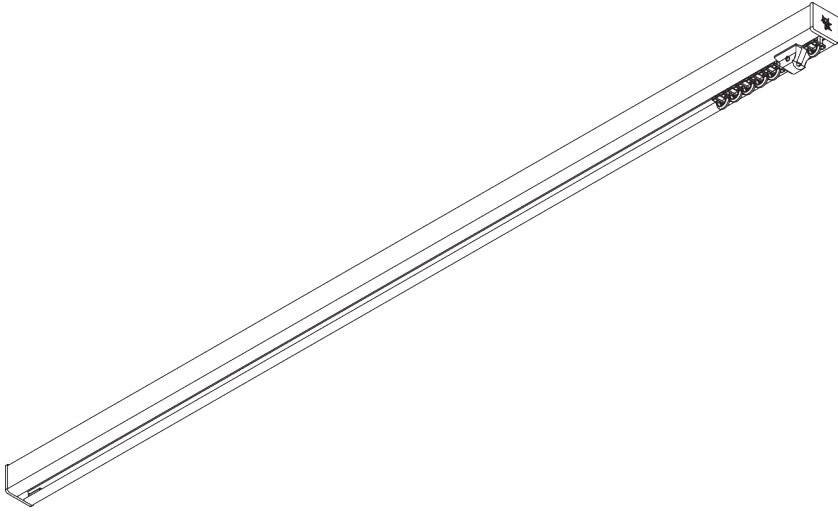


# SG 6870

---



## PRODUKTINFORMATIONEN

- **Bedienung:** Hand
- **Grösse:** M - L
- **Montage:** Decke, Wand, Nut
- **Farben:** weiss RAL 9016, schwarz RAL 9005 oder Aluminium farblos eloxiert, Sonderfarben möglich (Nutprofil nur weiss RAL 9016, schwarz RAL 9005 oder Sonderfarbe)
- **Stoffe:** siehe Silent Gliss Stoffkollektion

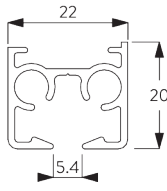
### **Merkmale:**

- 2-Komponenten-Gleiter-Technologie (2C)
- Wave (2C)
- Biegbar
- Biegbares Nutprofil

# SYSTEMSPEZIFIKATIONEN

## A. PROFIL

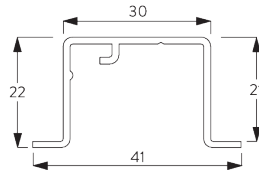
Profil- und  
Biegeinformationen



**SG 11190**

Profil

✓ Radius:  
>26 cm

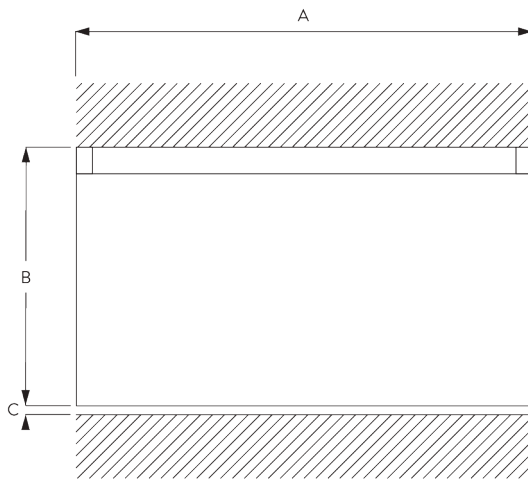


**SG 11230**

Nutprofil

✓ Radius:  
>50 cm

## B. MASSAUFNAHME



A: Systembreite

B: Systemhöhe

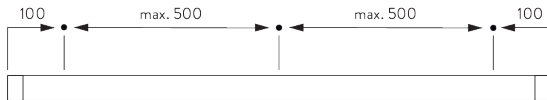
C: Abstand zwischen Boden und Behang

# MONTAGE

## A. MONTAGE- INFORMATIONEN

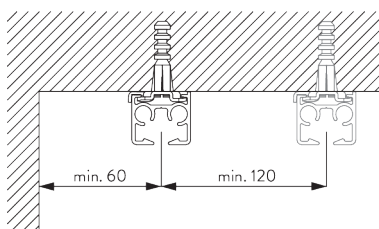
Detaillierte Montageinformationen siehe  
Silent Gliss Website

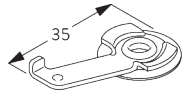
Montagepunkte



## B. DECKEN- MONTAGE

Spanner SG 3825

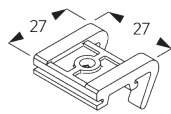
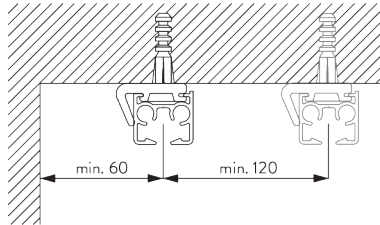




**SG 3825**

Spanner

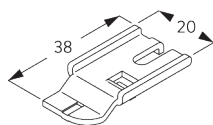
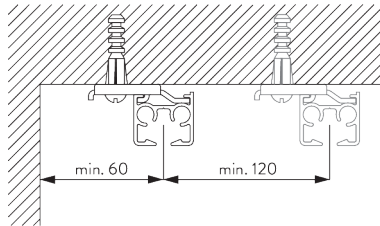
### Träger SG 3826



**SG 3826**

Träger

### Träger SG 3832

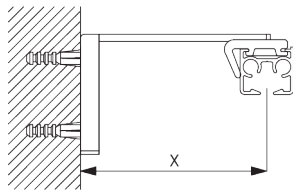


**SG 3832**

Träger

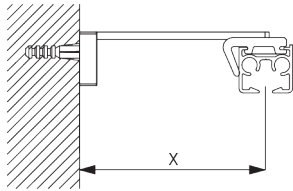
## C. WANDMONTAGE

### Smart Fix

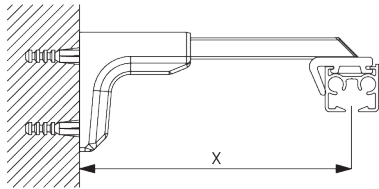


**Smart Fix SG 11200 - SG 11205 und Träger SG 3826:**  
Benötigt Schraube SG 10492 (M4x8).

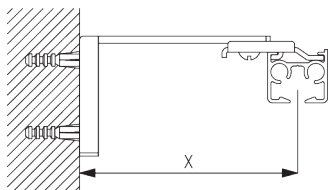
| Smart Fix           | X mm (SG 3826 / SG 3825) | X mm (SG 3832) |
|---------------------|--------------------------|----------------|
| SG 11200 / SG 11210 | 52                       | 70             |
| SG 11201 / SG 11211 | 72                       | 90             |
| SG 11202 / SG 11212 | 92                       | 110            |
| SG 11203 / SG 11213 | 112                      | 130            |
| SG 11204 / SG 11214 | 142                      | 160            |
| SG 11205 / SG 11215 | 192                      | 210            |
| SG 11154            | 102-130                  | 120-148        |
| SG 11155            | 132-160                  | 150-178        |
| SG 11156            | 182-210                  | 200-228        |



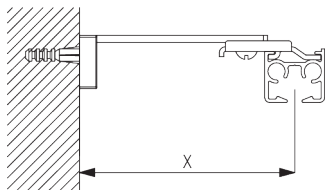
**Square Smart Fix SG 11210 - SG 11215 und Träger SG 3826:**  
Benötigt Schraube SG 10492 (M4x8).



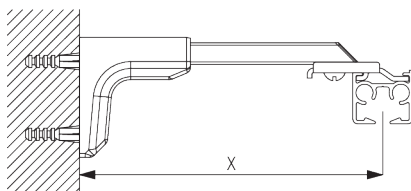
**Universal Smart Fix SG 11154 - SG 11156 und Träger SG 3826:**  
Benötigt Schraube SG 10277 (M4x12).



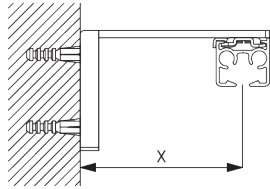
**Smart Fix SG 11200 - SG 11205 und Träger SG 3832:**  
Benötigt Schraube SG 10492 (M4x8).



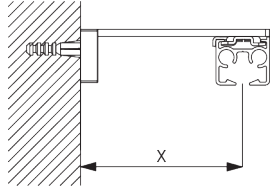
**Square Smart Fix SG 11210 - SG 11215 und Träger SG 3832:**  
Benötigt Schraube SG 10492 (M4x8).



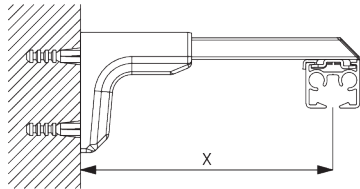
**Universal Smart Fix SG 11154 - SG 11156 und Träger SG 3832:**  
Benötigt Schraube SG 10407 (M4x10).



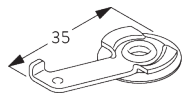
**Smart Fix SG 11200 - SG 11205 und Spanner SG 3825:**  
Benötigt Schraube SG 10074 (M4x8).



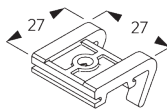
**Square Smart Fix SG 11210 - SG 11215 und Spanner SG 3825:**  
Benötigt Schraube SG 10074 (M4x8).



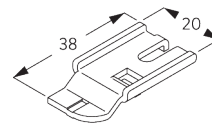
**Universal Smart Fix SG 11154 - SG 11156 und Spanner SG 3825:**  
Benötigt Schraube SG 11158 (M4x12).



**SG 3825**  
Spanner



**SG 3826**  
Träger



**SG 3832**  
Träger



**SG 10074**  
Senkschraube M4x8



**SG 10277**  
Linsenschraube M4x12



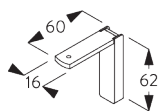
**SG 10407**  
Linsenschraube M4x10



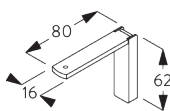
**SG 10492**  
Linsenschraube M4x8



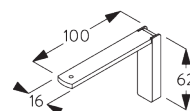
**SG 11158**  
Senkschraube M4x12



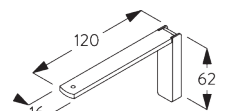
**SG 11200**  
Smart Fix 60 mm



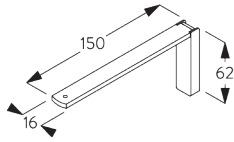
**SG 11201**  
Smart Fix 80 mm



**SG 11202**  
Smart Fix 100 mm

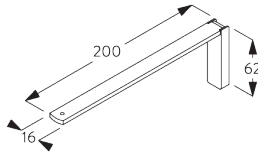


**SG 11203**  
Smart Fix 120 mm



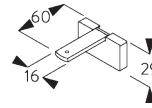
**SG 11204**

Smart Fix 150 mm



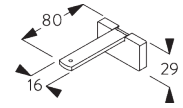
**SG 11205**

Smart Fix 200 mm



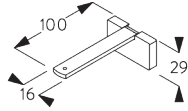
**SG 11210**

Square Smart Fix 60 mm



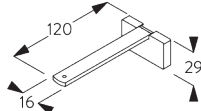
**SG 11211**

Square Smart Fix 80 mm



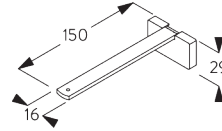
**SG 11212**

Square Smart Fix 100 mm



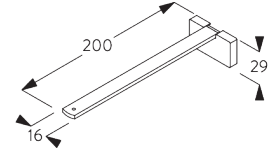
**SG 11213**

Square Smart Fix 120 mm



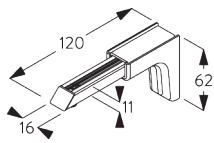
**SG 11214**

Square Smart Fix 150 mm



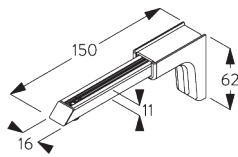
**SG 11215**

Square Smart Fix 200 mm



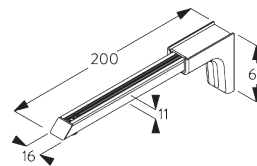
**SG 11154**

Universal Smart Fix 120 mm



**SG 11155**

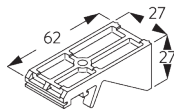
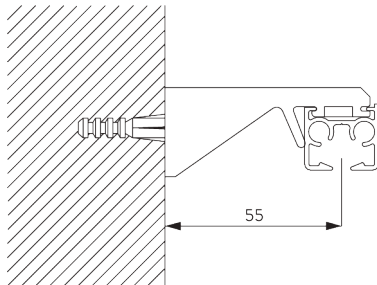
Universal Smart Fix 150 mm



**SG 11156**

Universal Smart Fix 200 mm

**Träger SG 3836**

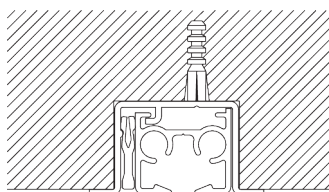


**SG 3836**

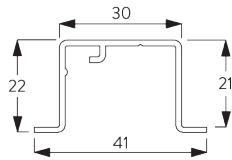
Träger

**D. NUTMONTAGE**

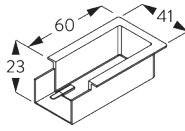
**Nutprofil SG 11230**



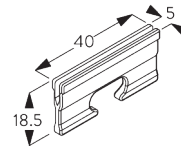
Eine Klammer SG 10157 pro Montagepunkt.  
 Detaillierte Nutmontage siehe Silent Gliss Website.



**SG 11230**  
Nutprofil



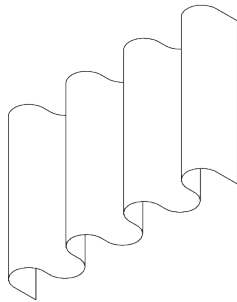
**SG 11238**  
Nutmaske



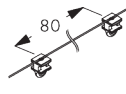
**SG 10157**  
Klammer

# SYSTEMOPTIONEN

## A. WAVE



SG 11295



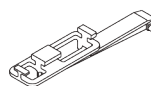
SG 11302



SG 2255



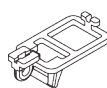
SG 2256



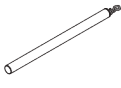
SG 6364



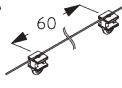
SG 6365



SG 6366



SG 10430-34



SG 11303

### Standard Komponenten:

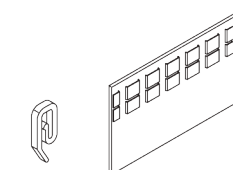
- SG 11295 Festssteller
- SG 11302 Wave-2C-Gleiterkordel 80 mm

### Optionale Komponenten:

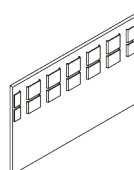
- SG 2255 Bremse
- SG 2256 Bremse
- SG 6364 Wave Verlängerung
- SG 6365 Wave Hänger
- SG 6366 Wave Träger für Schleuderstab
- SG 10430-34 Schleuderstab
- SG 11303 Wave-2C-Gleiterkordel 60 mm

### Vorhang Komponenten:


- SG 3582 Haken
- SG 6349 Wave Vorhangband
- SG 6363 Wave Bügelband
- SG 10075 Bleischnur 50 gr/m
- SG 10076 Beschwerung Seitensaum



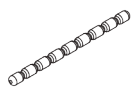
SG 3582



SG 6349



SG 6363

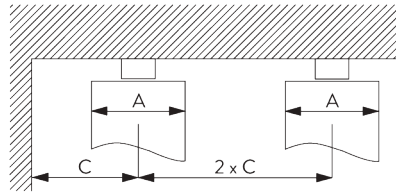
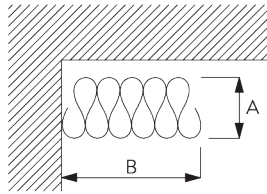


SG 10075



SG 10076

Wave Paketbreite - 2C-Gleiterkordel (Standard Komponenten)



A = Pakettiefe  
B = Paketbreite  
C = Min. Abstand

| 2C-Gleiterkordel<br>SG 11302 | Zwischen-<br>laschen | Stoffzugabe | Pakettiefe<br>A | Paketbreite<br>B*       | Min. Abstand<br>C |
|------------------------------|----------------------|-------------|-----------------|-------------------------|-------------------|
| 80                           | 6                    | ~2.1        | 140             | 180<br>pro Meter System | 90                |
| 80                           | 7                    | ~2.3        | 160             | 180<br>pro Meter System | 100               |




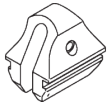

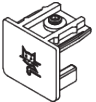

| 2C-Gleiterkordel<br>SG 11303 | Zwischen-<br>laschen | Stoffzugabe | Pakettiefe<br>A | Paketbreite<br>B*       | Min. Abstand<br>C |
|------------------------------|----------------------|-------------|-----------------|-------------------------|-------------------|
| 60                           | 4                    | ~2.1        | 100             | 230<br>pro Meter System | 70                |
| 60                           | 5                    | ~2.3        | 120             | 230<br>pro Meter System | 80                |

\*Paketgröße B vergrößert sich um 150 mm pro Vorhangpaket bei Verwendung des optionalen Verlängerungsarms SG 6364!

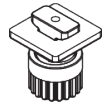
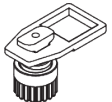

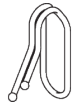

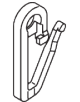

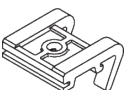
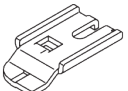
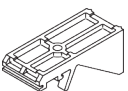






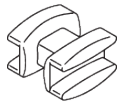







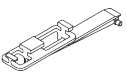
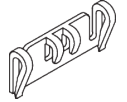
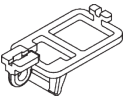
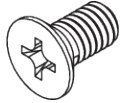

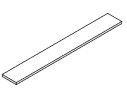
# KOMPONENTEN

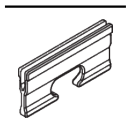
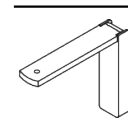
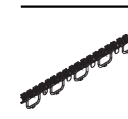

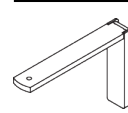
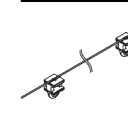

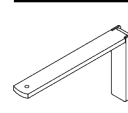
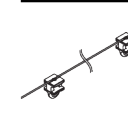
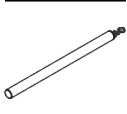
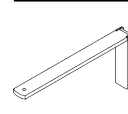
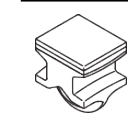
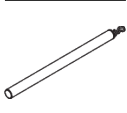
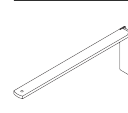
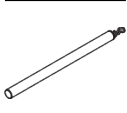
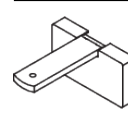
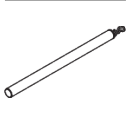
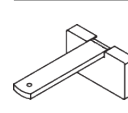
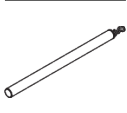
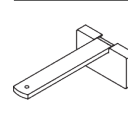

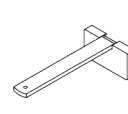
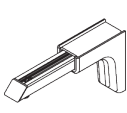
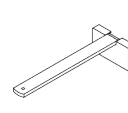
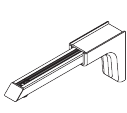
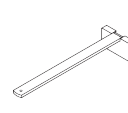
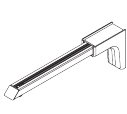
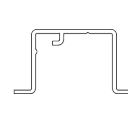
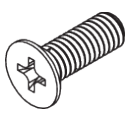
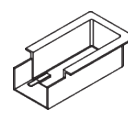
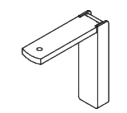
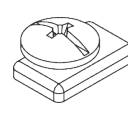
## A. STANDARD KOMPONENTEN

|   |                                   |
|---|-----------------------------------|
|    | <b>SG 3599</b><br>Haken           |
|    | <b>SG 3825</b><br>Spanner         |
|    | <b>SG 6065</b><br>Feststeller     |
|    | <b>SG 6086</b><br>Verschlussfeder |
|    | <b>SG 11190</b><br>Profil         |
|   | <b>SG 11233</b><br>Enddeckel      |
|  | <b>SG 11300</b><br>2C-Gleiter     |

## B. OPTIONALE KOMPONENTEN

|   |                                   |
|---|-----------------------------------|
|    | <b>SG 2255</b><br>Brems           |
|    | <b>SG 2256</b><br>Brems           |
|    | <b>SG 3012</b><br>Haken           |
|    | <b>SG 3581</b><br>Haken           |
|    | <b>SG 3582</b><br>Haken           |
|   | <b>SG 3598</b><br>Öse             |
|  | <b>SG 3802</b><br>Profilverbinder |
|  | <b>SG 3826</b><br>Träger          |
|  | <b>SG 3832</b><br>Träger          |
|  | <b>SG 3836</b><br>Träger          |
|  | <b>SG 6004</b><br>Öse             |
|  | <b>SG 6005</b><br>Haken           |
|  | <b>SG 6053</b><br>Verschlussfeder |
|  | <b>SG 6057</b><br>Gleiter         |

|   |  |
|---|--|
|    | <b>SG 6082</b><br>Gleiter                          |
|    | <b>SG 6094</b><br>Roller                           |
|    | <b>SG 6098</b><br>Roller                           |
|    | <b>SG 6146</b><br>Haken                            |
|    | <b>SG 6240</b><br>Roller                           |
|   | <b>SG 6283</b><br>Roller                           |
|  | <b>SG 6349</b><br>Wave Vorhangband                 |
|  | <b>SG 6363</b><br>Wave Bügelband                   |
|  | <b>SG 6364</b><br>Wave Verlängerungsarm            |
|  | <b>SG 6365</b><br>Wave Hänger                      |
|  | <b>SG 6366</b><br>Wave Mitnehmer für Schleuderstab |
|  | <b>SG 10074</b><br>Senkschraube M4x8               |
|  | <b>SG 10075</b><br>Bleischnur 50 gr/m              |
|  | <b>SG 10076</b><br>Beschwerung Seitensaum          |

|  |   |   |  |   |  |
|--|---|---|--|---|--|
|    | <b>SG 10157</b><br>Klammer                    |    | <b>SG 11201</b><br>Smart Fix 80 mm         |  | <b>SG 11301</b><br>2C-Gleiter am Strip             |
|    | <b>SG 10277</b><br>Linsenschraube M4x12       |    | <b>SG 11202</b><br>Smart Fix 100 mm        |  | <b>SG 11302</b><br>Wave-2C-Gleiterkordel 80 mm     |
|    | <b>SG 10407</b><br>Linsenschraube M4x10       |    | <b>SG 11203</b><br>Smart Fix 120 mm        |  | <b>SG 11303</b><br>Wave-2C-Gleiterkordel 60 mm     |
|    | <b>SG 10430</b><br>Schleuderstab 50 cm        |    | <b>SG 11204</b><br>Smart Fix 150 mm        |  | <b>SG 11305</b><br>2C-Gleiter für direktes Annähen |
|    | <b>SG 10431</b><br>Schleuderstab 75 cm        |    | <b>SG 11205</b><br>Smart Fix 200 mm        |   |  |
|   | <b>SG 10432</b><br>Schleuderstab 100 cm       |   | <b>SG 11210</b><br>Square Smart Fix 60 mm  |   |  |
|  | <b>SG 10433</b><br>Schleuderstab 125 cm       |  | <b>SG 11211</b><br>Square Smart Fix 80 mm  |   |  |
|  | <b>SG 10434</b><br>Schleuderstab 150 cm       |  | <b>SG 11212</b><br>Square Smart Fix 100 mm |   |  |
|  | <b>SG 10492</b><br>Linsenschraube M4x8        |  | <b>SG 11213</b><br>Square Smart Fix 120 mm |   |  |
|  | <b>SG 11154</b><br>Universal Smart Fix 120 mm |  | <b>SG 11214</b><br>Square Smart Fix 150 mm |   |  |
|  | <b>SG 11155</b><br>Universal Smart Fix 150 mm |  | <b>SG 11215</b><br>Square Smart Fix 200 mm |   |  |
|  | <b>SG 11156</b><br>Universal Smart Fix 200 mm |  | <b>SG 11230</b><br>Nutprofil               |   |  |
|  | <b>SG 11158</b><br>Senkschraube M4x12         |  | <b>SG 11238</b><br>Nutmaske                |   |  |
|  | <b>SG 11200</b><br>Smart Fix 60 mm            |  | <b>SG 11295</b><br>Feststeller             |   |  |



