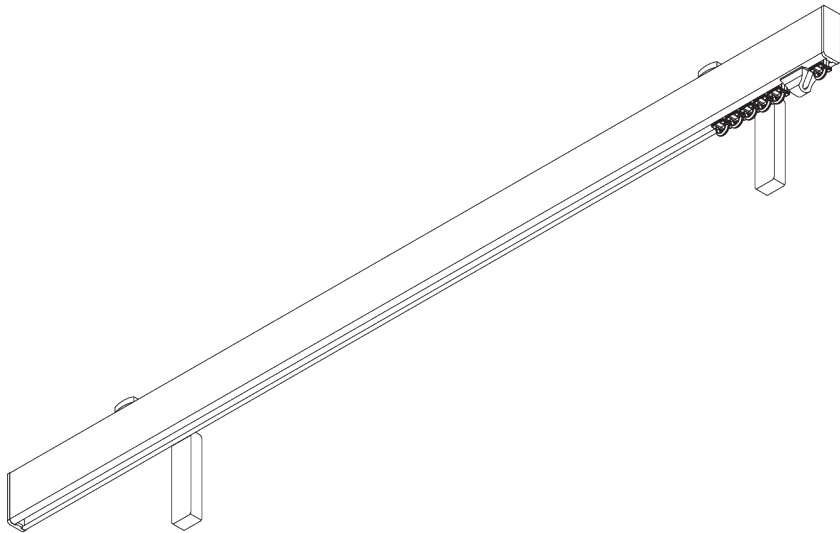
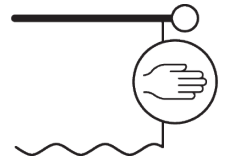


SG 7605



PRODUKTINFORMATIONEN

- **Bedienung:** Hand
- **Grösse:** S - M
- **Montage:** Decke, Wand
- **Farben:** weiss RAL 9016, verschiedene Farben / Ausführungen
- **Stoffe:** siehe Silent Gliss Stoffkollektion

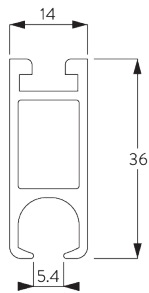
Merkmale:

- 2-Komponenten-Gleiter-Technologie (2C)
- Wave (2C)
- Passende Enddeckel und Träger / Trägerabdeckungen
- Biegbar

SYSTEMSPEZIFIKATIONEN

A. PROFIL

Profil- und
Biegeinformationen

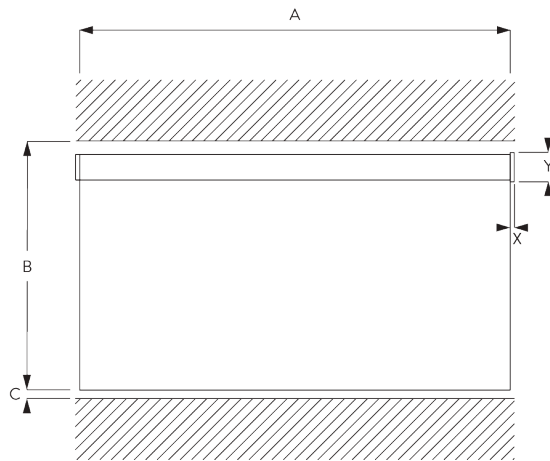


SG 6101

Profil

Radius:
20 cm, >25 cm

B. MASSAUFNAHME



A: Systembreite ohne Enddeckel



B: Systemhöhe

C: Abstand zwischen Boden und Behang

X: Enddeckelbreite

Y: Enddeckelhöhe

Enddeckelmasse

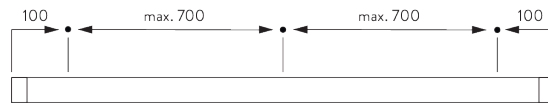
		36 mm	
		X	Y
	SG 11601	2	36
	SG 11611	5	40

MONTAGE

A. MONTAGE- INFORMATIONEN

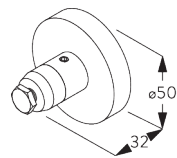
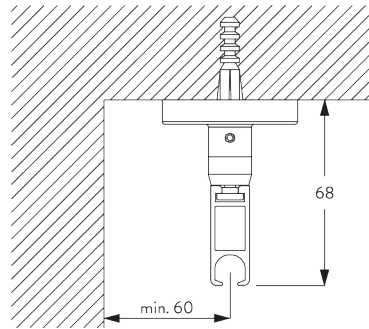
Detaillierte Montageinformationen siehe
Silent Gliss Website

Montagepunkte



B. DECKEN- MONTAGE

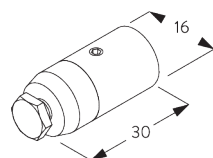
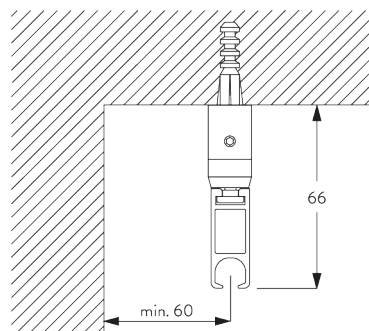
Top Fix Träger SG 11668



SG 11668

Top Fix Träger

Mini Hänger SG 6175

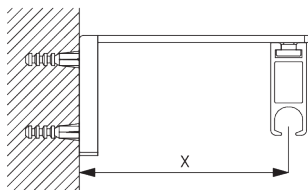


SG 6175

Mini Hänger

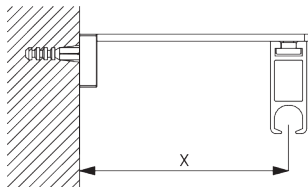
C. WANDMONTAGE

Smart Fix



Smart Fix mit Langloch SG 11206 - SG 11208 und SG 6141:

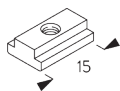
Benötigt Schraube SG 10492 (M4x8).



Square Smart Fix mit Langloch SG 11216 - SG 11218 und SG 6141:

Benötigt Schraube SG 10492 (M4x8).

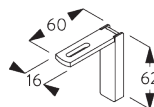
Smart Fix	X mm
SG 11206 / SG 11216	51
SG 11207 / SG 11217	71
SG 11208 / SG 11218	91



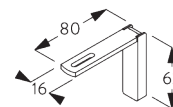
SG 6141
Klemmstück



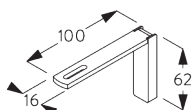
SG 10492
Linsenschraube M4x8



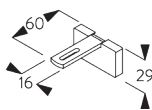
SG 11206
Smart Fix 60 mm mit
Langloch



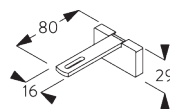
SG 11207
Smart Fix 80 mm mit
Langloch



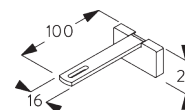
SG 11208
Smart Fix 100 mm mit
Langloch



SG 11216
Square Smart Fix 60 mm mit
Langloch

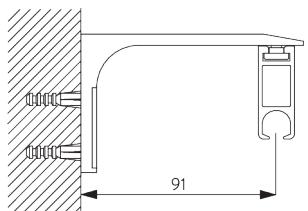


SG 11217
Square Smart Fix 80 mm mit
Langloch

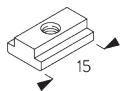


SG 11218
Square Smart Fix 100 mm mit
Langloch

Designträger SG 11669



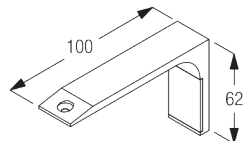
Benötigt Schraube SG 10492 (M4x8).
Nur für gerade Systeme empfohlen.



SG 6141
Klemmstück



SG 10492
Linsenschraube M4x8



SG 11669
Designträger

DESIGN- & SYSTEMOPTIONEN

A. ENDDECKEL



SG 11601

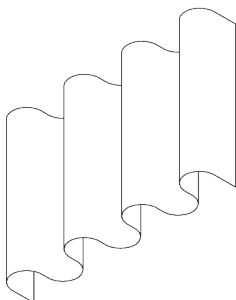


SG 11611

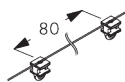
Bemerkung:

- Die Systeme werden standardmäßig mit bündigen Enddeckel SG 11601 (links) geliefert.
- Alternativ können die Enddeckel Classic SG 11611 (rechts) gewählt werden.

B. WAVE



SG 11295



SG 11302

Standard Komponenten:

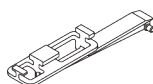
- SG 11295 Feststeller
- SG 11302 Wave-2C-Gleiterkordel 80 mm



SG 2255



SG 2256



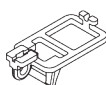
SG 6364



SG 6365

Optionale Komponenten (min. Radius >25 cm):

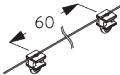
- SG 2255 Bremse
- SG 2256 Bremse
- SG 6364 Wave Verlängerung
- SG 6365 Wave Hänger
- SG 6366 Wave Träger für Schleuderstab
- SG 10430-34 Schleuderstab
- SG 11303 Wave-2C-Gleiterkordel 60 mm



SG 6366



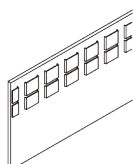
SG 10430-34




SG 11303



SG 3582



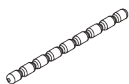
SG 6349



SG 6363

Vorhang Komponenten:

- SG 3582 Haken
- SG 6349 Wave Vorhangband
- SG 6363 Wave Bügelband
- SG 10075 Bleischnur 50 gr/m
- SG 10076 Beschwerung Seitensaum

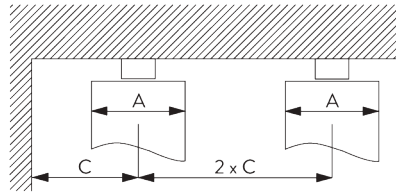
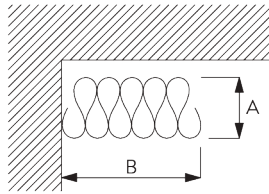


SG 10075



SG 10076

Wave Paketbreite - 2C-Gleiterkordel (Standard Komponenten)



A = Pakettiefe
B = Paketbreite
C = Min. Abstand



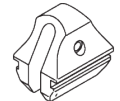
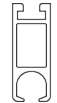
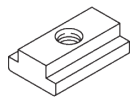

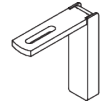

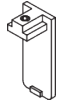
2C-Gleiterkordel SG 11302	Zwischen- laschen	Stoffzugabe	Pakettiefe A	Paketbreite B*	Min. Abstand C
80	6	~2.1	140	180 pro Meter System	90
80	7	~2.3	160	180 pro Meter System	100

2C-Gleiterkordel SG 11303	Zwischen- laschen	Stoffzugabe	Pakettiefe A	Paketbreite B*	Min. Abstand C
60	4	~2.1	100	230 pro Meter System	70
60	5	~2.3	120	230 pro Meter System	80

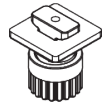
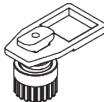

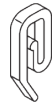


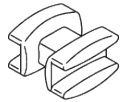
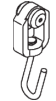

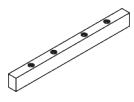
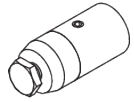
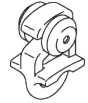


*Paketgröße B vergrößert sich um 95 mm pro Vorhangpaket bei Verwendung des optionalen Verlängerungsarms SG 6364!

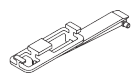
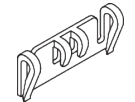
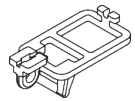
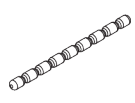
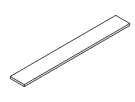
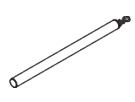
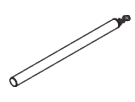
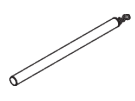
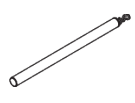
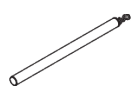
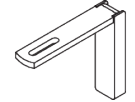
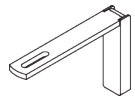
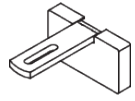
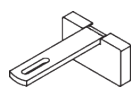
KOMPONENTEN

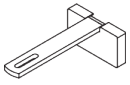
A. STANDARD KOMPONENTEN

	SG 3599 Haken
	SG 6065 Feststeller
	SG 6086 Verschlussfeder
	SG 6101 Profil
	SG 6141 Klemmstück
	SG 10492 Linsenschraube M4x8
	SG 11206 Smart Fix 60 mm mit Langloch
	SG 11300 2C-Gleiter
	SG 11601 Enddeckel bündig 36 mm

B. OPTIONALE KOMPONENTEN

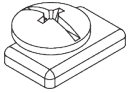
	SG 2255 Brems
	SG 2256 Brems
	SG 3012 Haken
	SG 3582 Haken
	SG 6053 Verschlussfeder
	SG 6057 Gleiter
	SG 6082 Gleiter
	SG 6094 Roller
	SG 6098 Roller
	SG 6112 Profilverbinder
	SG 6175 Mini Hänger
	SG 6283 Roller
	SG 6349 Wave Vorhangband
	SG 6363 Wave Bügelband

	SG 6364 Wave Verlängerungsarm
	SG 6365 Wave Hänger
	SG 6366 Wave Mitnehmer für Schleuderstab
	SG 10075 Bleischnur 50 gr/m
	SG 10076 Beschwerung Seitensaum
	SG 10430 Schleuderstab 50 cm
	SG 10431 Schleuderstab 75 cm
	SG 10432 Schleuderstab 100 cm
	SG 10433 Schleuderstab 125 cm
	SG 10434 Schleuderstab 150 cm
	SG 11207 Smart Fix 80 mm mit Langloch
	SG 11208 Smart Fix 100 mm mit Langloch
	SG 11216 Square Smart Fix 60 mm mit Langloch
	SG 11217 Square Smart Fix 80 mm mit Langloch



SG 11218

Square Smart Fix 100 mm mit
Langloch



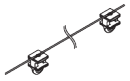
SG 11295

Feststeller



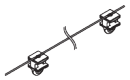
SG 11301

2C-Gleiter am Strip



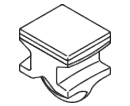
SG 11302

Wave-2C-Gleiterkordel 80 mm



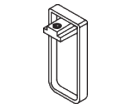
SG 11303

Wave-2C-Gleiterkordel 60 mm



SG 11305

2C-Gleiter für direktes Annähen



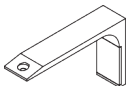
SG 11611

Enddeckel Classic 36 mm



SG 11668

Top Fix Träger



SG 11669

Designträger
