VERTIKAL-
LAMELLEN

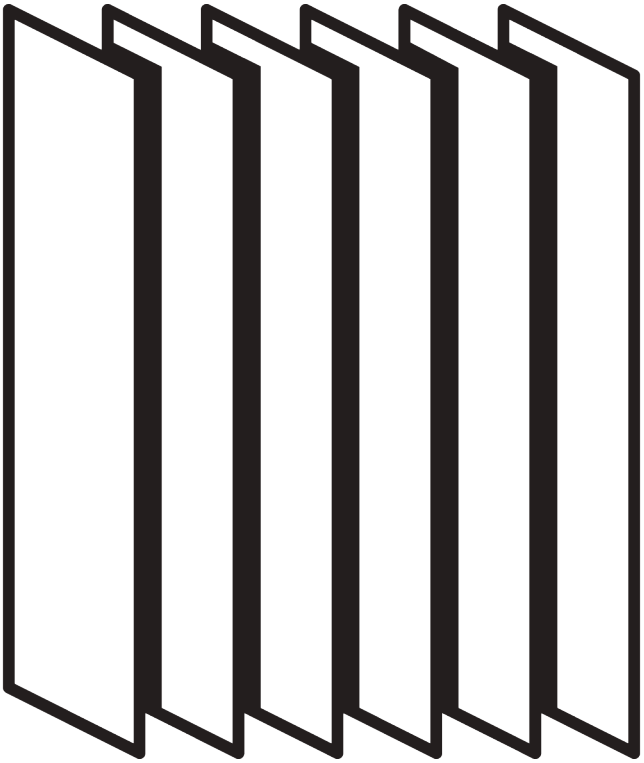

08/2025/V1

SilentGliss

ALLGEMEINE HINWEISE

Masse / Gewicht

- *Massangaben in mm ausser anderweitig angegeben.*
- *Max. kg bezieht sich auf Stoff inklusive Zubehör.*
- *Empfohlener Abstand Boden / Behang: 20 mm.*
- *Um Systemhöhe (B) zu bestimmen muss kleinste Raumhöhe berücksichtigt werden.*

Montage

- *Montage nur durch Fachpersonal.*
- *Anzahl Träger und Montage- / Trägerpositionen sind abhängig von Montageuntergrund, Systemgewicht, Stoffkonfektion, Schrauben- / Dübeltyp sowie möglicher Hindernisse.*
- *Fachpersonal hat der Situation angemessene Schrauben / Dübel zu verwenden.*
- *Höhere Profilseite (falls vorhanden) raumseitig montieren.*
- *Elektroinstallationen nur durch konzessionierte Unternehmen und gemäss Silent Gliss Anschlussplan durchführen.*
- *Platzverhältnis für Kabel und Stecker prüfen!*

Kindersicherung

- *Alle relevanten Silent Gliss Systeme entsprechen der Norm EN 13120.*
- *Norm EN 13120 muss von allen involvierten Parteien eingehalten werden.*

PRODUKTGRUPPEN-ÜBERSICHT

SEITE	SYSTEM	BEDIENUNG	ABMESSUNGEN	← max. →	↑ max. ↓	kg max.
5	**SG 2810**		S - M	5 m	4 m	0.2 kg
13	**SG 2910**		S - L	5 m	4 m	0.4 kg
21	**SG 2960**		S - L	5 m	4 m	0.4 kg
31	**SG 2950**		S - L	6 m	4 m	0.6 kg

SG 2810

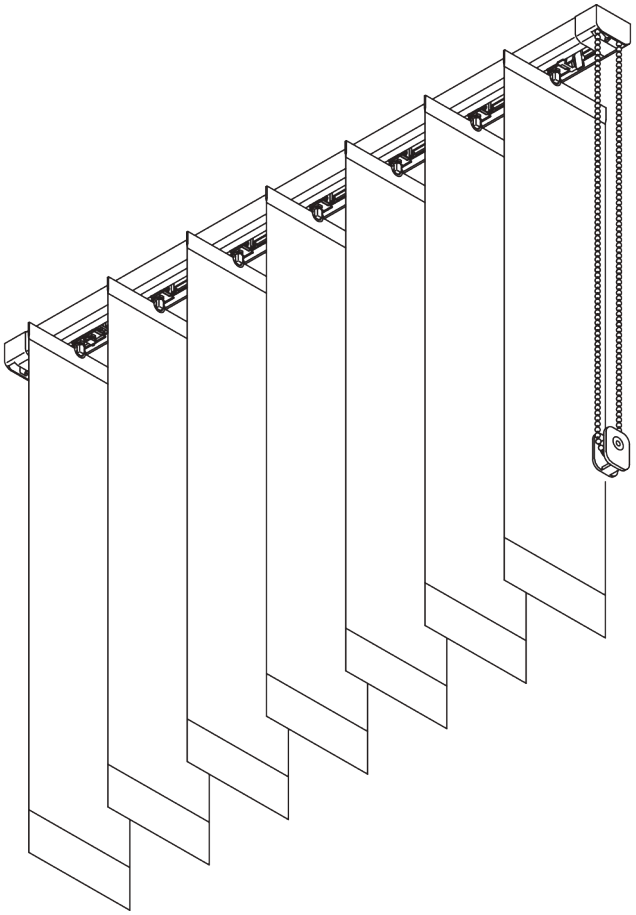

PRODUKTINFORMATIONEN

- ***Bedienung:*** *Kette*
- ***Grösse:*** *S - M*
- ***Montage:*** *Decke, Wand, Nut*
- ***Farben:*** *weiss RAL 9016 oder Aluminium farblos eloxiert, Sonderfarben möglich*
- ***Stoffe:*** *siehe Silent Gliss Stoffkollektion*

Merkmale:

- *Optimaler Sicht- und Blendschutz*
- *Monobedienung*
- *Überdrehungsschutz dank spezieller Rutschkupplung*
- *Lamellenbreite: 127 mm (Standard), 89 mm*
- *Vertical Waves*
- *Biegbar*

SYSTEMSPEZIFIKATIONEN

A. MASSE / GEWICHT

← max. →	→ min. ←	max. ↕	kg max.
127 mm Lamellen: 5 m *89 mm Lamellen: 3.8 m*	*40 cm*	*4 m*	*200 g pro Lamelle*

Max. Systembreite

	mm	← max. →
	127 mm 89 mm	5 m 3.8 m
	127 mm 89 mm	4 m 3.1 m
	127 mm 89 mm	4 m 3.1 m

Paket Grösse

mm		← max. →								
		100	150	200	250	300	350	400	450	500
127 mm		27 21	35 25	42 28	50 32	57 36	65 39	72 43	80 47	87 50
89 mm		29 20	40 25	50 30	60 35	69 39	80 45			

(cm)

B. PROFIL

Profil- und Biegeinformationen

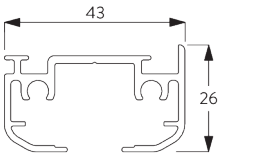

SG 2601

Profil

Radius: >75 cm

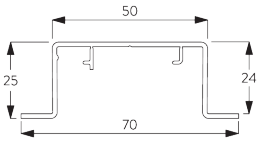

SG 2615

Nutprofil

C. MASSAUFNAHME

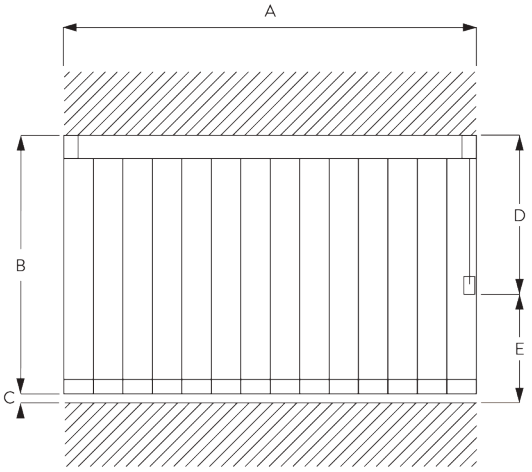

A: Systembreite
B: Systemhöhe
C: Abstand zwischen Boden und Vorhang
D: Kettenhöhe
E: Kindersicherung SG 10731 min. 150 cm über Boden

Lichtspalt

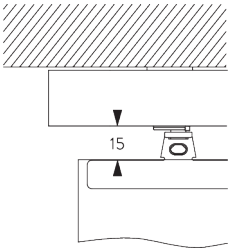

MONTAGE

A. MONTAGE-INFORMATIONEN

Detaillierte Montageinformationen siehe Silent Gliss Website

Montagepunkte

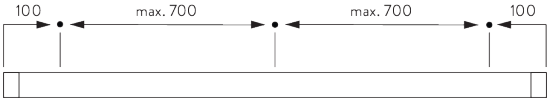

B. DECKEN-MONTAGE

Träger SG 2616

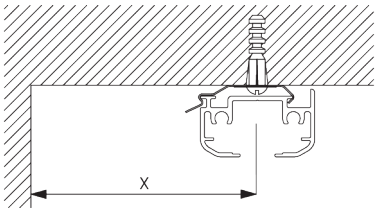

Min. Wandabstand Lamellen	*X mm*
89 mm	*65*
127 mm	*85*
Vertical Waves 89 mm	*115*
Vertical Waves 125 mm	*140*

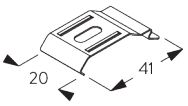

SG 2616
Träger

C. NUTMONTAGE

Nutprofile SG 2615

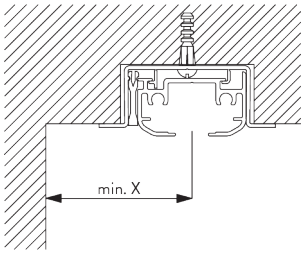

Min. Wandabstand Lamellen	*X mm*
89 mm	*65*
127 mm	*85*
Vertical Waves 89 mm	*115*
Vertical Waves 125 mm	*140*

Nutprofil SG 2615 kann nicht gebogen werdent!
Eine Klammer SG 5118 pro Montagepunkt.
Detaillierte Nutmontage siehe Silent Gliss Website.

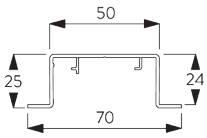

SG 2615
Nutprofil

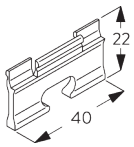

SG 5118
Klammer

D. WANDMONTAGE

Smart Fix

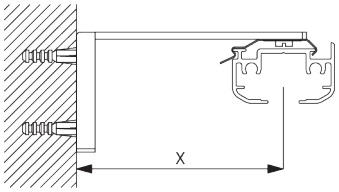

Smart Fix SG 11201 - SG 11204 und Träger SG 2616:
Benötigt Schraube SG 10395 (M4x6).

Smart Fix	*X mm*
SG 11201 / SG 11211	*72*
SG 11202 / SG 11212	*92*
SG 11203 / SG 11213	*112*
SG 11204 / SG 11214	*142*
SG 11154	*102-130*
SG 11155	*132-160*
SG 11156	*182-210*

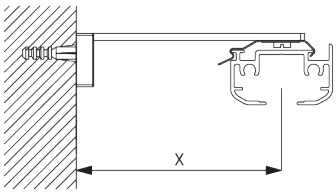

Square Smart Fix SG 11211 - SG 11214
und Träger SG 2616:
Benötigt Schraube SG 10395 (M4x6).

Min. Wandabstand Lamellen	
89 mm	*65*
127 mm	*85*
Vertical Waves 89 mm	*115*
Vertical Waves 125 mm	*140*

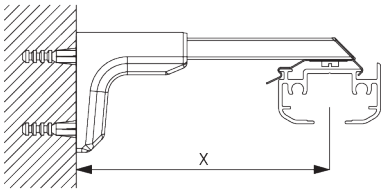

Universal Smart Fix SG 11154 - SG 11156
und Träger SG 2616:
Benötigt Schraube SG 10492 (M4x8).

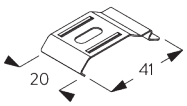

SG 2616
Träger

SG 10395
Linsenschraube M4x6

SG 10492
Linsenschraube M4x8

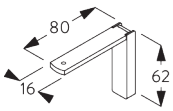

SG 11201
Smart Fix 80 mm

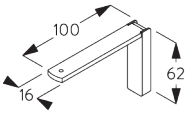

SG 11202
Smart Fix 100 mm

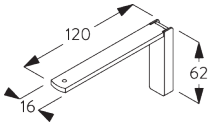

SG 11203
Smart Fix 120 mm

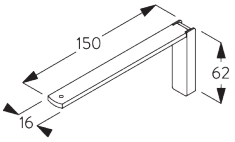

SG 11204
Smart Fix 150 mm

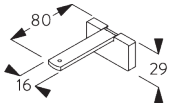

SG 11211
Square Smart Fix 80 mm

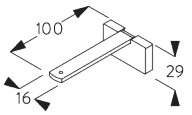

SG 11212
Square Smart Fix 100 mm

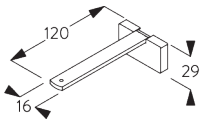

SG 11213
Square Smart Fix 120 mm

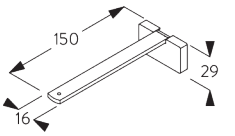

SG 11214
Square Smart Fix 150 mm

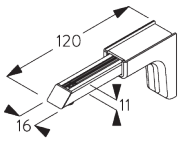

SG 11154
Universal Smart Fix 120 mm

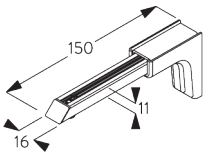

SG 11155
Universal Smart Fix 150 mm

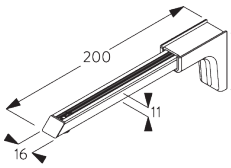

SG 11156
Universal Smart Fix 200 mm

SYSTEMOPTIONEN

A. VERTICAL WAVES

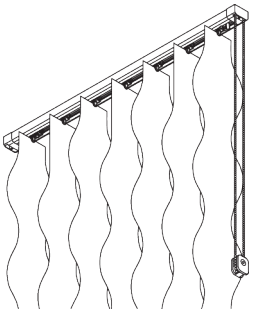

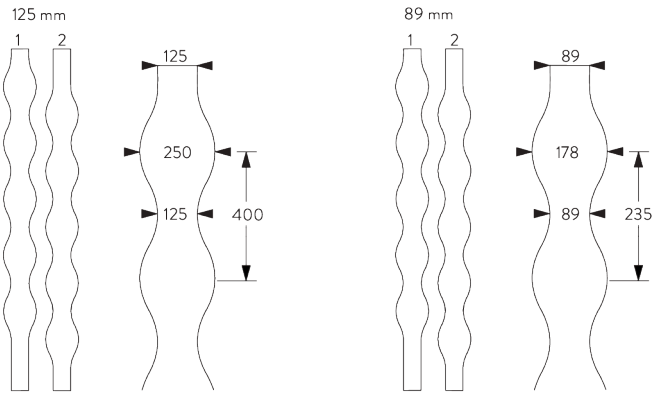

3D Vertical Waves sind nur mit 125 mm Lamellen möglich.

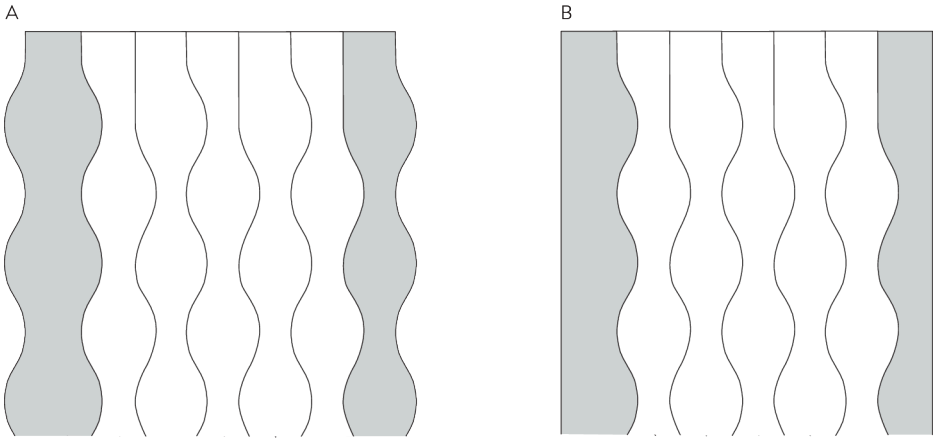

Wandabschluss

A: Gewellter Rand
B: Gerader Rand

B. PAKET VARIANTEN

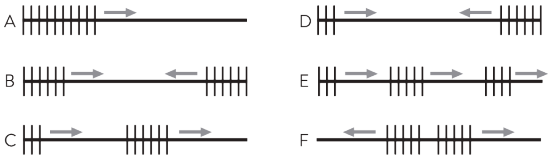

A: 1-teiliges Paket in eine Richtung
B: 2-teiliges Paket in zwei Richtungen symmetrisch
C: 2-teiliges Paket in eine Richtung asymmetrisch
D: 2-teiliges Paket in zwei Richtungen asymmetrisch
E: Paket mehrteilig in eine Richtung symmetrisch oder asymmetrisch
F: Paket Mitte symmetrisch

KOMPONENTEN

A. STANDARD KOMPONENTEN

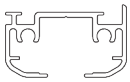

SG 2601
Profil

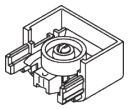

SG 2604
Führung

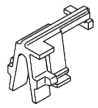

SG 2610
Endstop

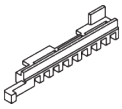

SG 2611
Stopper

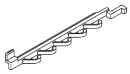

SG 2612
Bremse

SG 2616
Träger

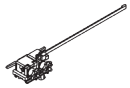

SG 2620
Vorläufer

SG 2623
Drehelementset 127 mm

SG 2624
Drehelementset 100 mm

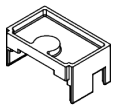

SG 2627
Deckel



SG 2865
Kettenverbinder ø 4.6 mm

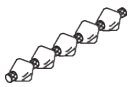

SG 2872
Kunststoffkugelkette weiss ø 4.6 mm

SG 10731
Kindersicherheitshalterset

B. OPTIONALE KOMPONENTEN

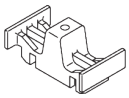

SG 2608
Endstop

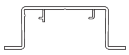

SG 2615
Nutprofil

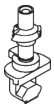

SG 2618
Achse

SG 2625
Drehelementset 89 mm

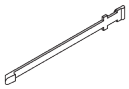

SG 2821
Distanzhalter 63 mm

SG 3340
Schnur/Kettengewicht

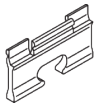

SG 5118
Klammer

SG 10395
Linsenschraube M4x6



SG 10492
Linsenschraube M4x8

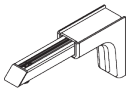

SG 11154
Universal Smart Fix 120 mm

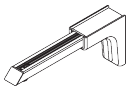

SG 11155
Universal Smart Fix 150 mm

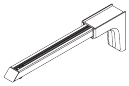

SG 11156
Universal Smart Fix 200 mm

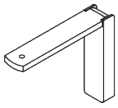

SG 11201
Smart Fix 80 mm

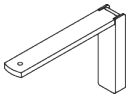

SG 11202
Smart Fix 100 mm

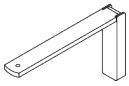

SG 11203
Smart Fix 120 mm

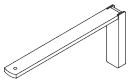

SG 11204
Smart Fix 150 mm

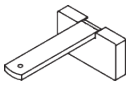

SG 11211
Square Smart Fix 80 mm

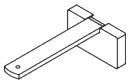

SG 11212
Square Smart Fix 100 mm

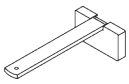

SG 11213
Square Smart Fix 120 mm

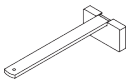

SG 11214
Square Smart Fix 150 mm

SG 2910



PRODUKTINFORMATIONEN

- ***Bedienung:*** *Kette*
- ***Grösse:*** *S - L*
- ***Montage:*** *Decke, Wand, Nut*
- ***Farben:*** *weiss RAL 9016, schwarz RAL 9005 oder Aluminium farblos eloxiert, Sonderfarben möglich*
- ***Stoffe:*** *siehe Silent Gliss Stoffkollektion*

Merkmale:

- *Optimaler Sicht- und Blendschutz*
- *Monobedienung*
- *Überdrehungsschutz dank spezieller Rutschkupplung*
- *Lamellenbreite: 127 mm*
- *Vertical Waves*

SYSTEMSPEZIFIKATIONEN

A. MASSE / GEWICHT

← max. →	→ min. ←	max. ↕	kg max.
5 m	*1-teiliges Paket: 90 cm* *2-teiliges Paket: 1.2 m*	*4 m*	*320 g pro Lamelle*

Paket Grössen

mm		← max. →								
		100	150	200	250	300	350	400	450	500
127 mm		30 23	37 27	44 30	51 34	58 37	65 41	72 44	79 48	86 51

(cm)

B. PROFIL

Profil Informationen

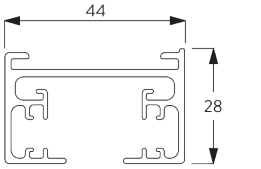

SG 11863
Profil

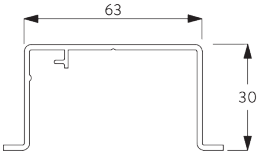

SG 11866
Nutprofil

C. MASSAUFNAHME

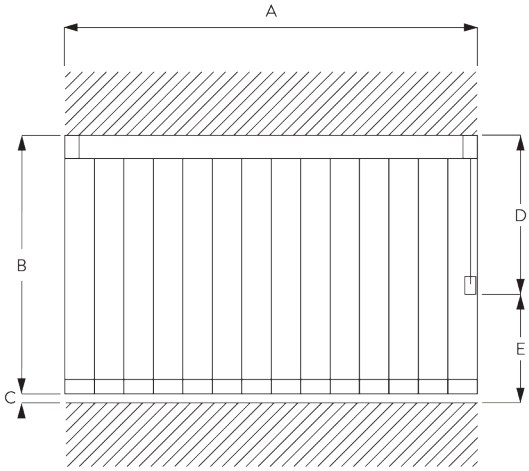

A: Systembreite
B: Systemhöhe
C: Abstand zwischen Boden und Vorhang
D: Kettenhöhe
E: Kindersicherung SG 10731 min. 150 cm über Boden

Lichtspalt

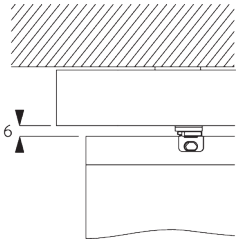

MONTAGE

A. MONTAGE-INFORMATIONEN

Detaillierte Montageinformationen siehe Silent Gliss Website

Montagepunkte

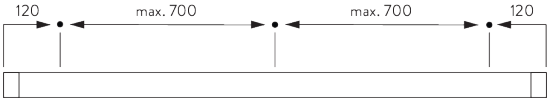

B. DECKEN-MONTAGE

Spanner SG 3033 / SG 3044

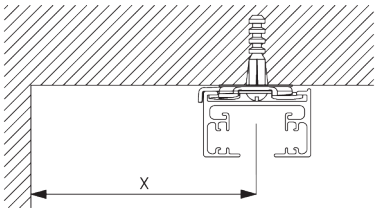

Min. Wandabstand Lamellen	*X mm*
127 mm	*85*
Vertical Waves 125 mm	*140*

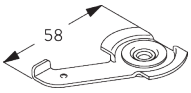

SG 3033
Spanner

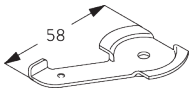

SG 3044
Spanner

C. WANDMONTAGE

Smart Fix

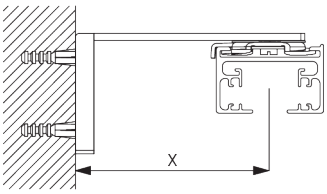

Smart Fix SG 11202 - SG 11204 und Spanner SG 3044:
Benötigt Schraube SG 10395 (M4x6).

Min. Wandabstand Lamellen	*X mm*
SG 11202 / SG 11212	*92*
SG 11203 / SG 11213	*112*
SG 11204 / SG 11214	*142*
SG 11154	*110-130*
SG 11155	*132-160*
SG 11156	*182-210*

Min. Wandabstand Vertical Waves	
SG 11204 / SG 11214	*142*
SG 11155	*140-160*
SG 11156	*182-210*

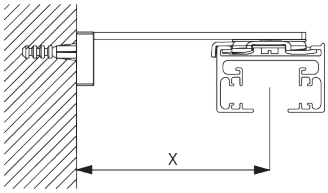

Square Smart Fix SG 11212 - SG 11214 und Spanner SG 3044:
Benötigt Schraube SG 10395 (M4x6).

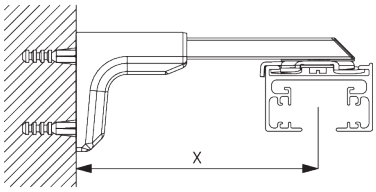

Universal Smart Fix SG 11154 - SG 11156 und Spanner SG 3044:
Benötigt Schraube SG 10492 (M4x8).

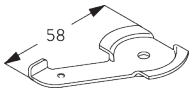

SG 3044
Spanner

SG 10395
Linsenschraube M4x6

SG 10492
Linsenschraube M4x8

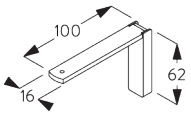

SG 11202
Smart Fix 100 mm

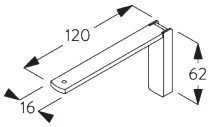

SG 11203
Smart Fix 120 mm

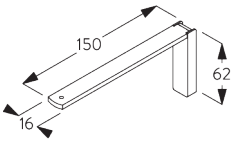

SG 11204
Smart Fix 150 mm

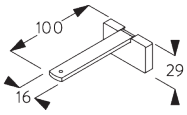

SG 11212
Square Smart Fix 100 mm

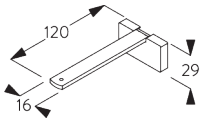

SG 11213
Square Smart Fix 120 mm

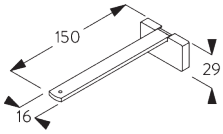

SG 11214
Square Smart Fix 150 mm

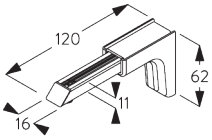

SG 11154
Universal Smart Fix 120 mm

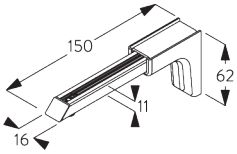

SG 11155
Universal Smart Fix 150 mm

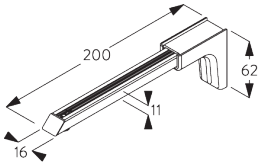

SG 11156
Universal Smart Fix 200 mm

D. NUTMONTAGE

Nutprofil SG 11866

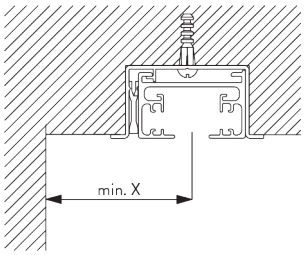

Min. Wandabstand Lamellen	*X mm*
127 mm	*85*
Vertical Waves 125 mm	*140*

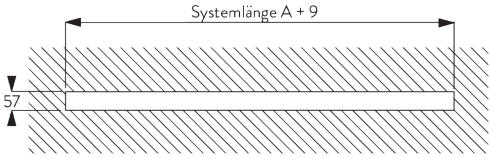

Tiefe der Aussparung: 29 mm

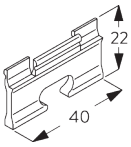

SG 5118

Klammer

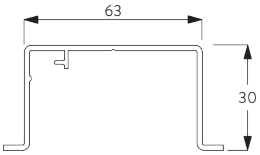

SG 11866

Nutprofil

SYSTEMOPTIONEN

A. VERTICAL WAVES

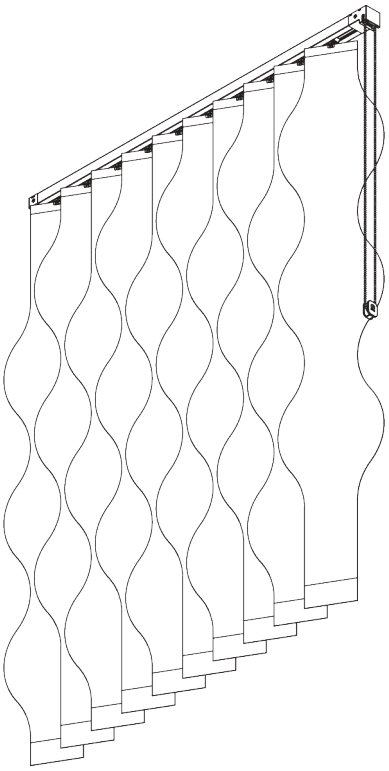

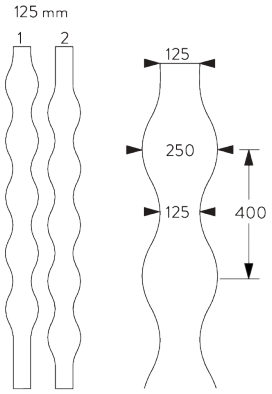

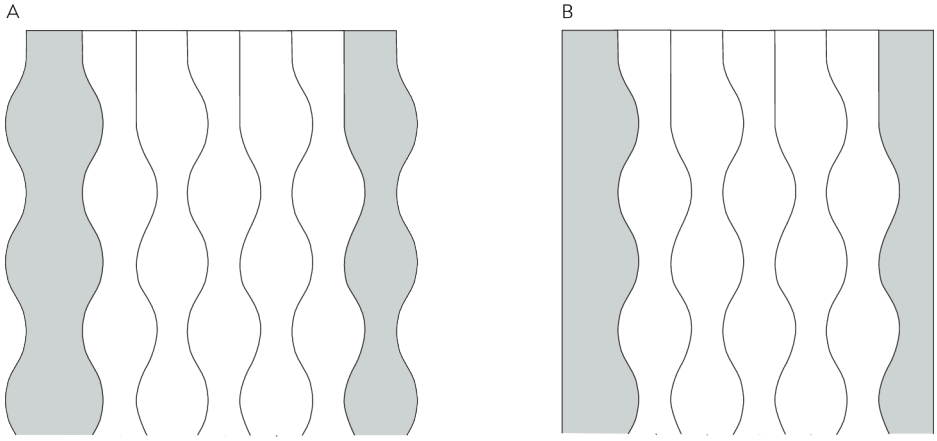

Wandabschluss

A: Gewellter Rand

B: Gerader Rand

B. PAKET VARIANTEN

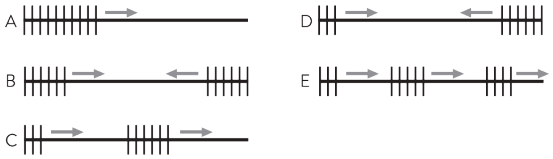

A: 1-teiliges Paket in eine Richtung

B: 2-teiliges Paket in zwei Richtungen symmetrisch

C: 2-teiliges Paket in eine Richtung asymmetrisch

D: 2-teiliges Paket in zwei Richtungen asymmetrisch

E: Paket mehrteilig in eine Richtung symmetrisch oder asymmetrisch

KOMPONENTEN

A. STANDARD KOMPONENTEN

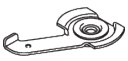

SG 3033
Spanner

SG 4845
Stahlkugelkette ø 4.5 mm

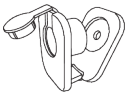

SG 10731
Kindersicherheitshalterset

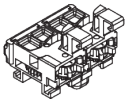

SG 11790
Vorläufer

SG 11793
Drehelementset 127 mm

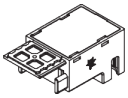

SG 11805
Kettenantrieb

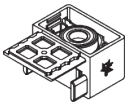

SG 11813
Umlenkung

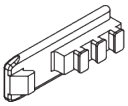

SG 11837
Bandverbinder

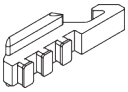

SG 11838
Bandverbinder

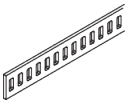

SG 11844
Antriebsband

SG 11845
Oberclip 127 mm

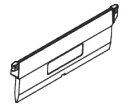

SG 11847
Beschwerung 127 mm



SG 11851
Verbindungskette 127 mm

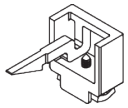

SG 11854
Endstop

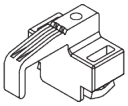

SG 11856
Endstop

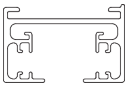

SG 11863
Profil

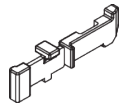

SG 11871
Sicherung

B. OPTIONALE KOMPONENTEN



SG 2962
Profilverbinder

SG 3044
Spanner

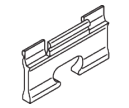

SG 5118
Klammer

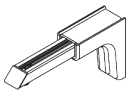

SG 11154
Universal Smart Fix 120 mm

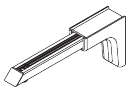

SG 11155
Universal Smart Fix 150 mm

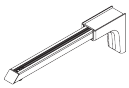

SG 11156
Universal Smart Fix 200 mm

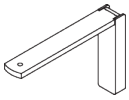

SG 11202
Smart Fix 100 mm

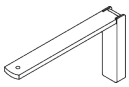

SG 11203
Smart Fix 120 mm

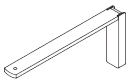

SG 11204
Smart Fix 150 mm

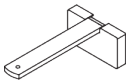

SG 11212
Square Smart Fix 100 mm

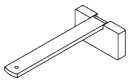

SG 11213
Square Smart Fix 120 mm

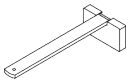

SG 11214
Square Smart Fix 150 mm

SG 11794
Drehelementset 100 mm

SG 11849
Beschwerung 127 mm

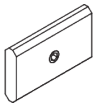

SG 11852

Platte

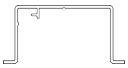

SG 11866

Nutprofil

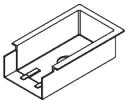

SG 11886

Nutmaske

SG 2960



PRODUKTINFORMATIONEN

- ***Bedienung:*** *Motor*
- ***Grösse:*** *S - L*
- ***Montage:*** *Decke, Wand, Nut*
- ***Farben:*** *weiss RAL 9016, schwarz RAL 9005 oder Aluminium farblos eloxiert, Sonderfarben möglich*
- ***Stoffe:*** *siehe Silent Gliss Stoffkollektion*

Merkmale:

- *Optimaler Sicht- und Blendschutz*
- *Vielfältige Steuerungsmöglichkeiten*
- *Lamellenbreite: 127 mm*
- *Vertical Waves*

SYSTEMSPEZIFIKATIONEN

A. MASSE / GEWICHT

← max. →	→ min. ←	max. ↕	kg max.
5 m	*1-teiliges Paket: 90 cm* *2-teiliges Paket: 1.2 m*	*4 m*	*320 g pro Lamelle*

Paket Grössen

mm		← max. →								
		100	150	200	250	300	350	400	450	500
127 mm		28 21	35 25	42 28	49 32	56 35	63 39	70 42	77 46	84 49

(cm)

B. PROFIL

Profil Informationen

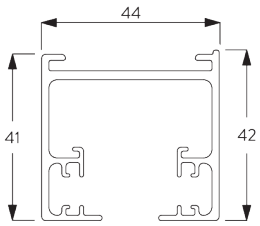

SG 11860
Profil

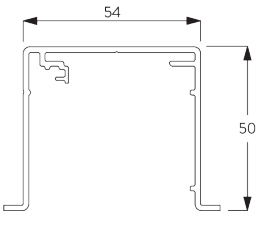

SG 11865
Nutprofil

C. MASSAUFNAHME

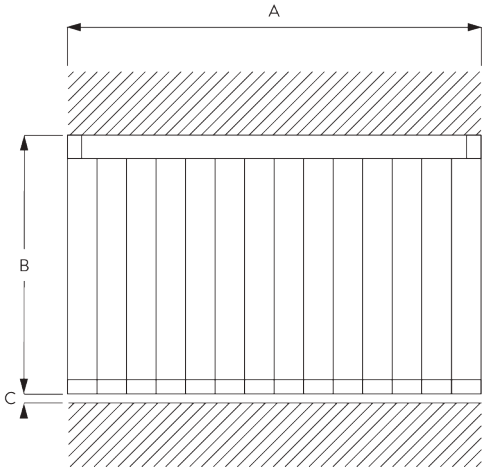

A: Systembreite
B: Systemhöhe
C: Abstand zwischen Boden und Vorhang

Lichtspalt

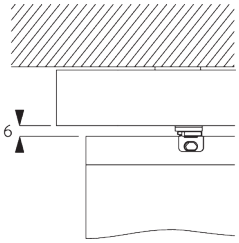

MONTAGE

A. MONTAGE-INFORMATIONEN

Detaillierte Montageinformationen siehe Silent Gliss Website

Montagepunkte

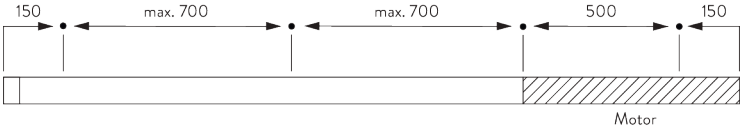

B. DECKEN-MONTAGE

Spanner SG 3033 / SG 3044

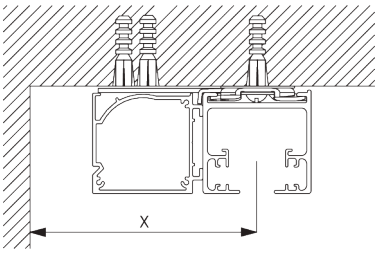

Min. Wandabstand Lamellen	*X mm*
127 mm	*85*
Vertical Waves 125 mm	*140*

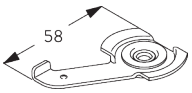

SG 3033
Spanner

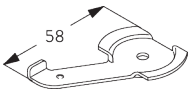

SG 3044
Spanner

C. WANDMONTAGE

Smart Fix

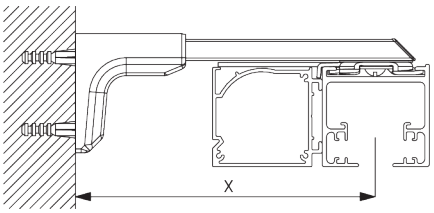

Universal Smart Fix SG 11155 - SG 11156 und Spanner SG 3044:
Benötigt Schraube SG 11158 (M4x12).

Smart Fix	*X mm*
SG 11155	*132-160*
SG 11156	*182-210*
Vertical Waves	
SG 11155	*140-160*
SG 11156	*182-210*

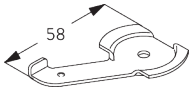

SG 3044
Spanner

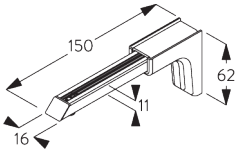

SG 11155
Universal Smart Fix 150 mm

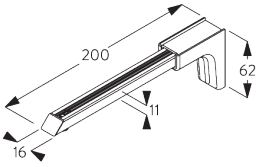

SG 11156
Universal Smart Fix 200 mm

SG 11158
Senkschraube M4x12

D. NUTMONTAGE

Nutprofil SG 11865

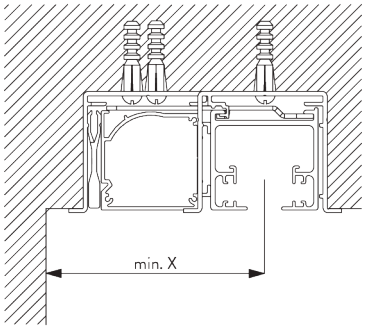

Min. Wandabstand Lamellen	***X mm***
127 mm	*85*
Vertical Waves 125 mm	*140*

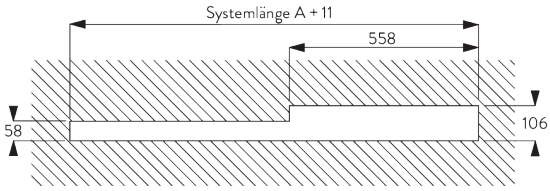

Tiefe der Aussparung: 49 mm

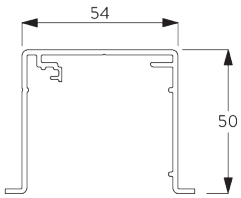

SG 11865
Nutprofil

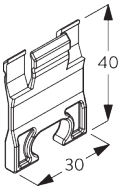

SG 11795
Klammer

SYSTEMOPTIONEN

A. VERTICAL WAVES

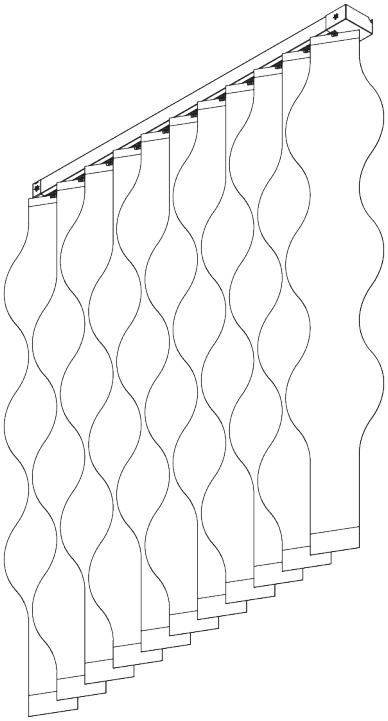

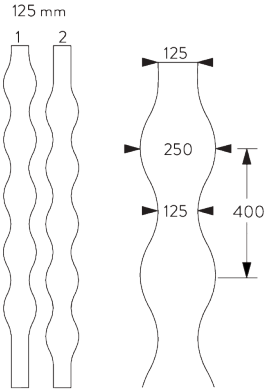

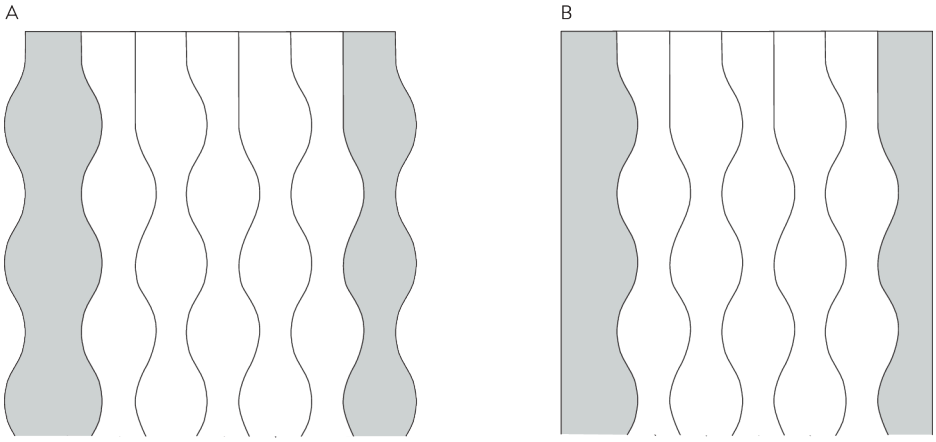

Wandabschluss

A: Gewellter Rand
B: Gerader Rand

B. STACKING VARIATIONS

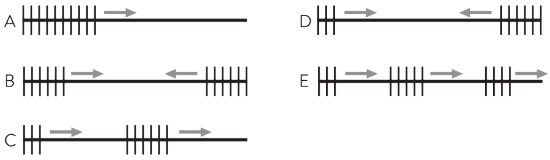

A: 1-teiliges Paket in eine Richtung
B: 2-teiliges Paket in zwei Richtungen symmetrisch
C: 2-teiliges Paket in eine Richtung asymmetrisch
D: 2-teiliges Paket in zwei Richtungen asymmetrisch
E: Paket mehrteilig in eine Richtung symmetrisch oder asymmetrisch

MOTOREN UND BEDIENUNGSARTEN

A. MOTOREN-MERKMALE

Motoren	50-Serie SG 11251 (SG 11892 / SG 11893)	40-Serie SG 11949 (SG 11890 / SG 11891)
Motoreigenschaften		
Soft-Start	●	●
Spezielle Drehfunktion		●
Elektronische Endposition	●	●
Elektronischer Umdrehungszähler (Umdrehungszahl unbegrenzt)	●	●
Eine Zwischenposition möglich		●
Parallelschaltung möglich ohne zusätzliche Relais		●
Anschlusskabel an Motor ansteckbar	●	●
IP Klasse	IP 30	IP 30
Steuerungsmöglichkeiten		
Potenzialfreie Kontakte	●	●
Potenzialfreie Kontakte kombinierbar mit SG Control N		●
SG Control N (eingebauter Funkempfänger)		●
Smart by Silent Gliss	●	
Geeignet für alle gängigen Hausautomationssysteme (mit passender Schnittstelle)		●

B. MOTOREN-SPEZIFIKATIONEN

Motoren	Max. Gewicht	Min. System-breite	Spannung	Stromstärke	Frequenz	Drehzahl	Funkfrequenz Empfänger
50-Serie (Smart by Silent Gliss)							
SG 11251	320 g pro Lamelle	90 cm	24 V DC	3 A	-	32 U/Min	n/a
40-Serie							
SG 11949	320 g pro Lamelle	90 cm	24 V DC	3 A	-	32 U/Min	433 MHz

C. BEDIENUNGS-ARTEN

Siehe Katalog "Steuerungen" für mehr Details.

Wandschalter

Bedienbar mit drahtgebundenem Wandschalter.

SG Control N

Verschiedene Funkfernsteuerungen erhältlich.

Silent Gliss Move App.

Smart by Silent Gliss

Offenes Zwei-Weg-Kommunikationssystem, das eine problemlose Integration der Produkte mit den meisten gängigen Gebäudemanagementsystemen ermöglicht.

D. SCHALTSCHEMA

Siehe Silent Gliss Website.

KOMPONENTEN

A. STANDARD KOMPONENTEN

SG 3033
Spanner

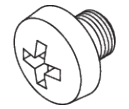

SG 6781
Schraube M5x5

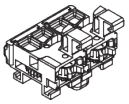

SG 11790
Vorläufer

SG 11793
Drehelementset 127 mm

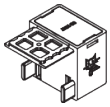

SG 11826
Umlenkung

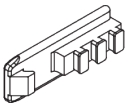

SG 11837
Bandverbinder

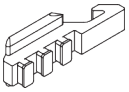

SG 11838
Bandverbinder

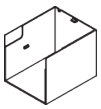

SG 11841
Abdeckung

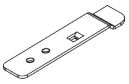

SG 11842
Träger

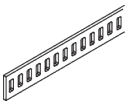

SG 11844
Antriebsband

SG 11845
Oberclip 127 mm

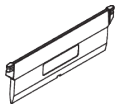

SG 11847
Beschwerung 127 mm



SG 11851
Verbindungskette 127 mm

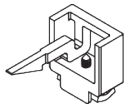

SG 11854
Endstop

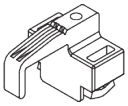

SG 11856
Endstop

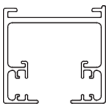

SG 11860
Profil



SG 11862
Motorantrieb-Set rechts

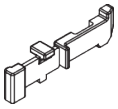

SG 11871
Sicherung

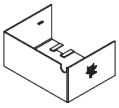

SG 11883
Abdeckung rechts

SG 11891
Motorenset 24V DC rechts, 40er Serie S 3/32, Funkempfänger

B. OPTIONALE KOMPONENTEN



SG 2962
Profilverbinder

SG 3044
Spanner

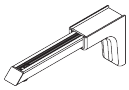

SG 11155
Universal Smart Fix 150 mm

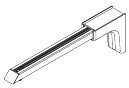

SG 11156
Universal Smart Fix 200 mm

SG 11794
Drehelementset 100 mm

SG 11795
Klammer

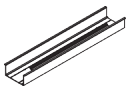

SG 11843
Einnutbox links

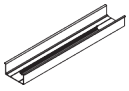

SG 11846
Einnutbox rechts

SG 11849
Beschwerung 127 mm

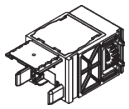

SG 11861
Motorantrieb-Set links

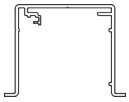

SG 11865
Nutprofil

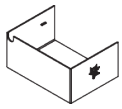

SG 11882
Abdeckung links

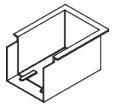

SG 11885
Nutmaske

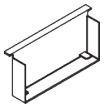

SG 11887
Abdeckung

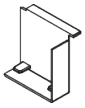

SG 11888

Abdeckung links

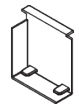

SG 11889

Abdeckung rechts

SG 11890

Motorenset 24V DC links, 40er Serie S 3/32, Funkempfänger

SG 11892

Motorenset 24V DC links, 50er Serie S 3/32

SG 11893

Motorenset 24V DC rechts, 50er Serie S 3/32

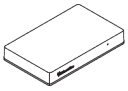

SG 11900

Move Server

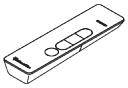

SG 11931

Funkhandsender 1-Kanal

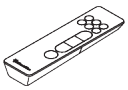

SG 11932

Funkhandsender 6-Kanal

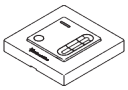

SG 11936

Funkwandsender 1-Kanal

SG 11937

Funkwandsender 6-Kanal

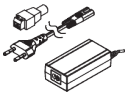

SG 11965

Netzteil-Set 24V/2A inkl. mit EU/ CH Stecker und Adapter

SG 2950



PRODUKTINFORMATIONEN

- ***Bedienung:*** *Motor*
- ***Grösse:*** *S - L*
- ***Montage:*** *Decke, Wand, Nut*
- ***Farben:*** *weiss RAL 9016 oder Aluminium farblos eloxiert, Sonderfarben möglich*
- ***Stoffe:*** *siehe Silent Gliss Stoffkollektion*

Merkmale:

- *Optimaler Sicht- und Blendschutz*
- *Vielfältige Steuerungsmöglichkeiten*
- *Geeignet für Dachschrägen*
- *Lamellenbreite: 127 mm (Standard), 89 mm*
- *Vertical Waves*
- *Biegbar*

SYSTEMSPEZIFIKATIONEN

A. MASSE / GEWICHT

← max. →	→ min. ←	max. ↕	kg max.
6 m	*1-teiliges Paket: 50 cm* *2-teiliges Paket: 1.1 m*	*4 m*	*600 g pro Lamelle*

Max. Systembreite

	mm	← max. →
	127 mm 89 mm	6 m 6 m
	127 mm 89 mm	6 m 6 m
	127 mm 89 mm	6 m 5 m
	127 mm 89 mm	5 m 5 m
	127 mm 89 mm	6 m 5 m
	127 mm 89 mm	5 m 4.5m

Paket Grössen

mm		← max. →										
		100	150	200	250	300	350	400	450	500	550	600
127 mm		27 21	35 25	42 28	50 32	57 36	65 39	72 43	80 47	87 50	95 54	101 58
89 mm		29 20	40 25	50 30	60 35	69 39	80 45	89 50	100 56	110 60	120 65	129 69

(cm)

B. PROFIL

Profil- und Biegeinformationen

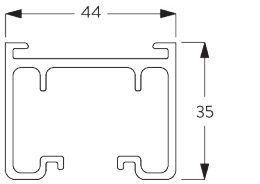

SG 2901

Profil

Radius: >50 cm

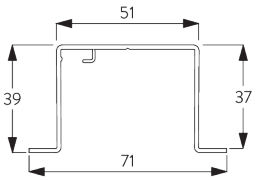

SG 2932

Nutprofil

C. MASSAUFNAHME

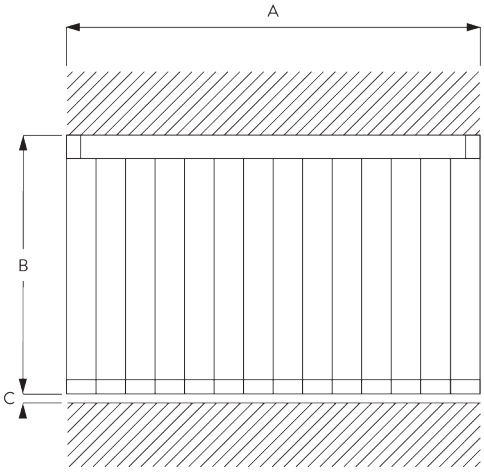

A: Systembreite
B: Systemhöhe
C: Abstand zwischen Boden und Vorhang

Lichtspalt

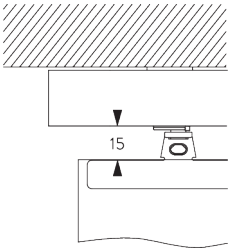

MONTAGE

A. MONTAGE-INFORMATIONEN

Detaillierte Montageinformationen siehe Silent Gliss Website

Montagepunkte

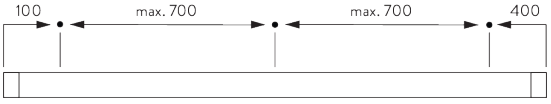

B. DECKEN-MONTAGE

Spanner SG 3033 / SG 3044

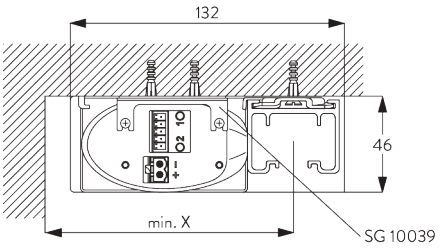

Min. Wandabstand Lamellen	*X mm*
89 mm	*120*
127 mm	*120*
Vertical Waves 89 mm	*115*
Vertical Waves 125 mm	*140*

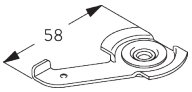

SG 3033
Spanner

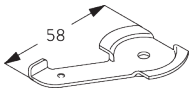

SG 3044
Spanner

C. WANDMONTAGE

Smart Fix

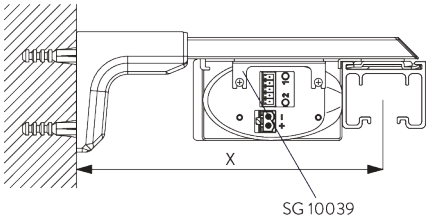

Universal Smart Fix SG 11156 und Spanner SG 3033 / SG 3044
Benötigt Schraube SG 11158 (M4x12).

Smart Fix	*X mm*
SG 11156	*182-210*
Min. Wandabstand Lamellen	
89 mm	*150*
127 mm	*150*
Vertical Waves 89 mm	*115*
Vertical Waves 125 mm	*140*

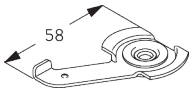

SG 3033
Spanner

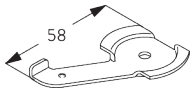

SG 3044
Spanner

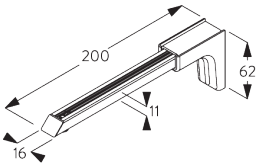

SG 11156
Universal Smart Fix 200 mm

SG 11158
Senkschraube M4x12

D. NUTMONTAGE

Nutprofil SG 2932

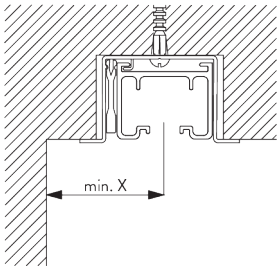

Nutprofil SG 2932 kann nicht gebogen werden!
Für Motor ist eine grössere Nische notwendig!
Eine Klammer SG 2941 pro Montagepunkt.
Detaillierte Nutmontage siehe Silent Gliss Website.

Min. Wandabstand Lamellen	*X mm*
89 mm	*65*
127 mm	*85*
Vertical Waves 89 mm	*115*
Vertical Waves 125 mm	*140*

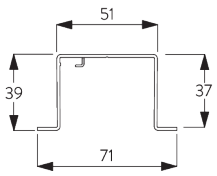

SG 2932
Nutprofil

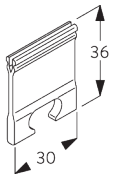

SG 2941
Klammer

SYSTEMOPTIONEN

A. VERTICAL WAVES

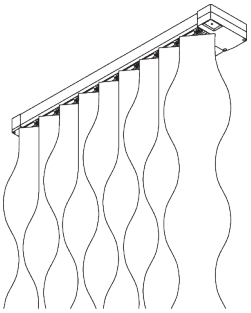

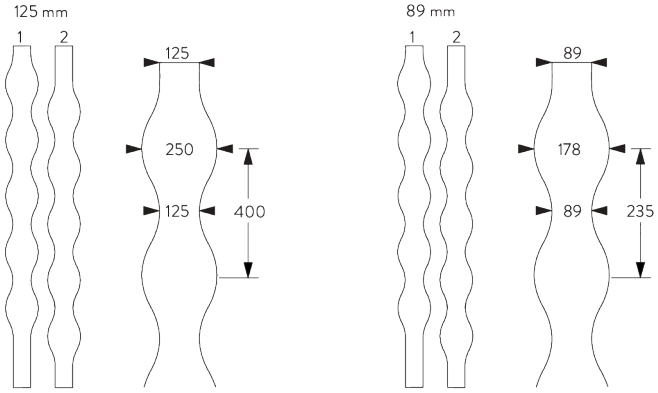

3D Vertical Waves sind nur mit 125 mm Lamellen möglich.

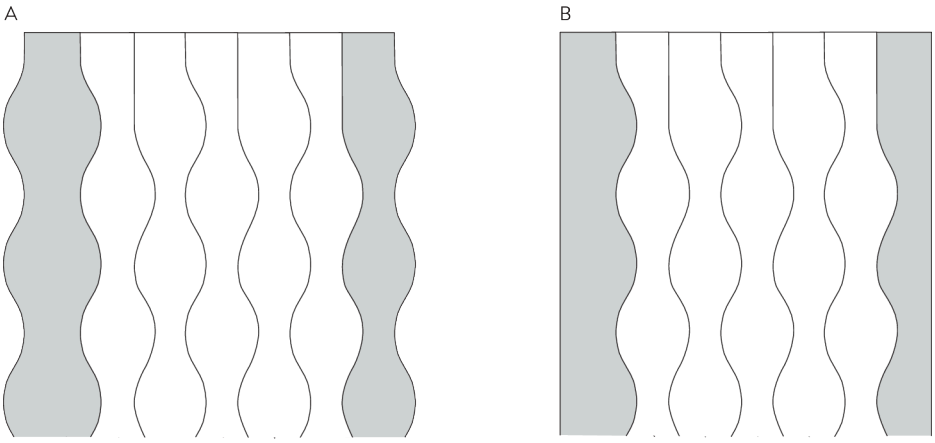

Wandabschluss

A: Gewellter Rand

B: Gerader Rand

B. DACHSCHRÄGE

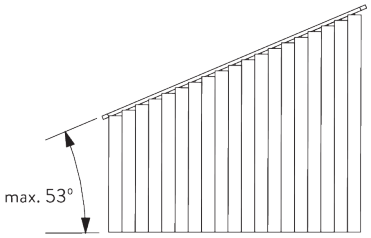

Maximale Schräge hängt von der Lamellenbreite ab:

– 45° mit 127 mm Lamelle

– 53° mit 89 mm Lamelle

Nicht möglich mit der Systemoption Vertical Waves. Sowohl das Paket als auch der Motor müssen sich am oberen Ende des Systems befinden.

C. PAKET VARIANTEN

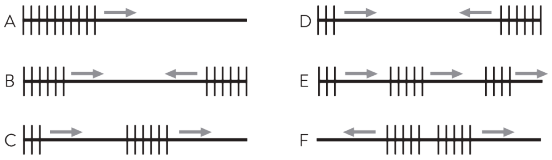

A: 1-teiliges Paket in eine Richtung
B: 2-teiliges Paket in zwei Richtungen symmetrisch
C: 2-teiliges Paket in eine Richtung asymmetrisch
D: 2-teiliges Paket in zwei Richtungen asymmetrisch
E: Paket mehrteilig in eine Richtung symmetrisch oder asymmetrisch
F: Paket Mitte symmetrisch

MOTOREN UND BEDIENUNGSARTEN

A. MOTOREN-MERKMALE

Motoren	SG 9090	SG 9091
Motoreigenschaften		
Soft-Start / Stop	●	●
Eingebauter Empfänger		●
Elektronische Endposition	●	●
Elektronischer Umdrehungszähler (Umdrehungszahl unbegrenzt)	●	●
IP Klasse	IP 40	IP 40
Steuerungsmöglichkeiten		
Potenzialfreie Kontakte	●	●
Potenzialfreie Kontakte kombinierbar mit SG Control L		●
SG Control L (eingebauter Funkempfänger)		●
Geeignet für alle gängigen Hausautomationssysteme (mit passender Schnittstelle)	●	●

B. MOTOREN-SPEZIFIKATIONEN

Siehe Website für Schaltschema.

Motoren	Spannung	Stromstärke	Geschwindigkeit / Sek.	Funkfrequenz Empfänger
SG 9090	24 V DC	1.8 A	10 cm / Sek.	-
SG 9091	24 V DC	1.8 A	10 cm / Sek.	868/915 MHz

C. MOTOR-ABMESSUNGEN

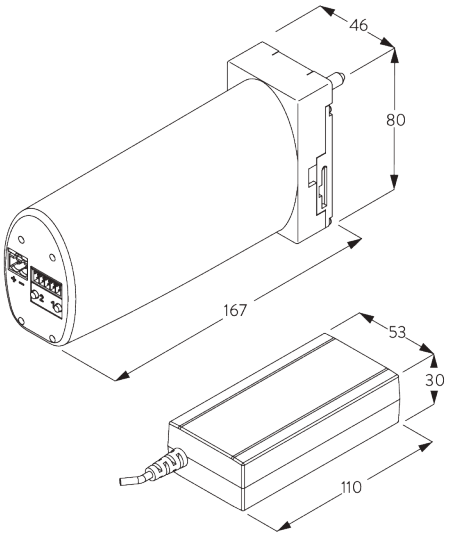

Motoren SG 9090 / SG 9091 DC (24 V)

Netzteil SG 11426 zum Betrieb der Motoren erforderlich.

D. BEDIENUNGS-ARTEN

Siehe Katalog "Steuerungen" für mehr Details.

Wandschalter

Bedienbar mit drahtgebundenem Wandschalter.

SG Control L

Verschiedene Funkfernsteuerungen erhältlich.

Silent Gliss Move App.

E. SCHALTSCHEMA

Siehe Silent Gliss Website.

KOMPONENTEN

A. STANDARD KOMPONENTEN

SG 3033

Spanner

B. OPTINALE KOMPONENTEN

SG 2775

Schrägfenster Distanzteil

SG 2776

Schrägfenster Distanzteil

SG 2793

Schrägfenster Distanzteil



SG 2962

Profilverbinder

SG 2966

Distanzhalter für Schrägfenster

SG 2967

Distanzhalter für Schrägfenster

SG 2968

Distanzhalter für Schrägfenster

SG 2969

Distanzhalter für Schrägfenster

SG 2972

Distanzhalter für Schrägfenster

SG 2973

Distanzhalter für Schrägfenster

SG 3044

Spanner

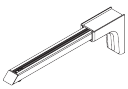

SG 11156

Universal Smart Fix 200 mm

The Architects of Silence

Silent Gliss ist der weltweit führende Gesamtanbieter für hochwertigen innenliegenden Sicht- und Sonnenschutz. Mit modernster Technologie und unermüdlichem Präzisionsstreben werden in der Schweiz seit 1952 Beschattungssysteme entwickelt, die so lautlos und leichtgängig sind wie keine anderen auf der Welt.

Angetrieben von Kundenbedürfnissen bieten wir funktionelle und wartungsfreie Produkte nach Mass. Fachkundige technische Beratung im Wohn- und Objektbereich sowie Installations- und Support-dienstleistungen runden das Angebot ab. Silent Gliss steht für innovative, nachhaltige und komfortable Lösungen nach Mass, aussergewöhnliches Design und erstklassige Qualität.

Silent Gliss GmbH
Rheinauenstraße 8
D - 79415 Bad Bellingen
T +49 (0) 7635 761 92 10
F +49 (0) 7635 761 92 11
info@silentgliss.de

Belgradplatz 5 / Office 3
A - 1100 Wien
T +43 (0) 1 615 02 73
F +43 (0) 1 615 02 73 88
info@silentgliss.at

www.silentgliss.de
www.silentgliss.at