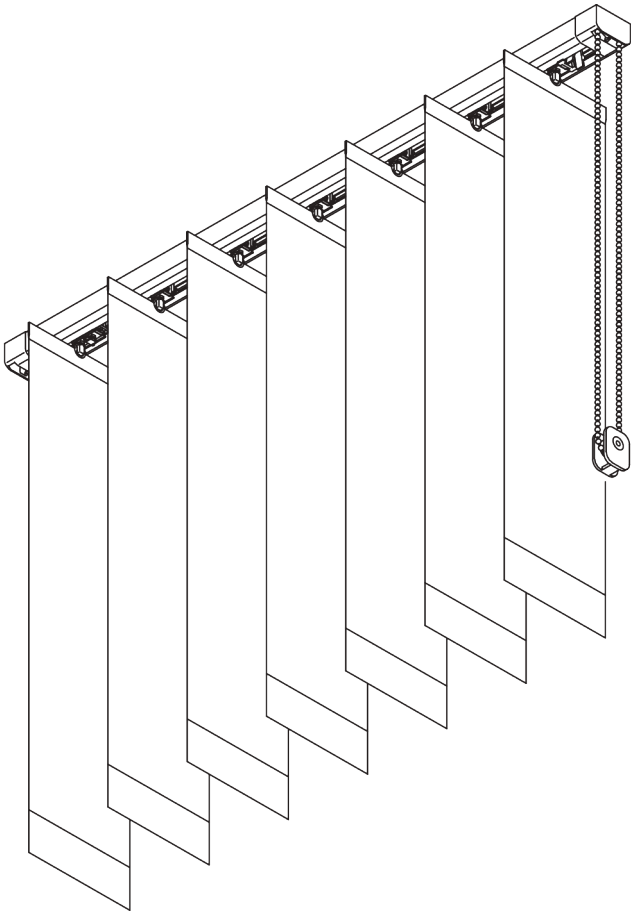



SG 2810



PRODUKTINFORMATIONEN

- **Bedienung:** Kette
- **Grösse:** S - M
- **Montage:** Decke, Wand, Nut
- **Farben:** weiss RAL 9016 oder Aluminium farblos eloxiert, Sonderfarben möglich
- **Stoffe:** siehe Silent Gliss Stoffkollektion

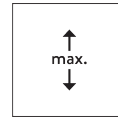
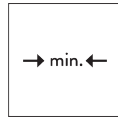
Merkmale:

- Optimaler Sicht- und Blendschutz
- Monobedienung
- Überdrehungsschutz dank spezieller Rutschkupplung
- Lamellenbreite: 127 mm (Standard), 89 mm
- Vertical Waves

- Biegbar
04/2024/V3

SYSTEMSPEZIFIKATIONEN

A. MASSE / GEWICHT



127 mm Lamellen: 5 m
89 mm Lamellen: 3.8 m

40 cm

4 m

200 g pro Lamelle

Max. Systembreite

	127 mm 89 mm	5 m 3.8 m
	127 mm 89 mm	4 m 3.1 m
	127 mm 89 mm	4 m 3.1 m

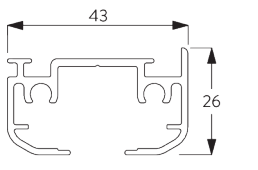
Paket Grösse

		100	150	200	250	300	350	400	450	500	
127 mm		27	35	42	50	57	65	72	80	87	
		21	25	28	32	36	39	43	47	50	
89 mm		29	40	50	60	69	80				
		20	25	30	35	39	45				

(cm)

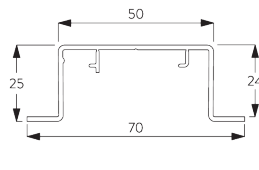
B. PROFIL

Profil- und Biegeinformationen



SG 2601

Profil

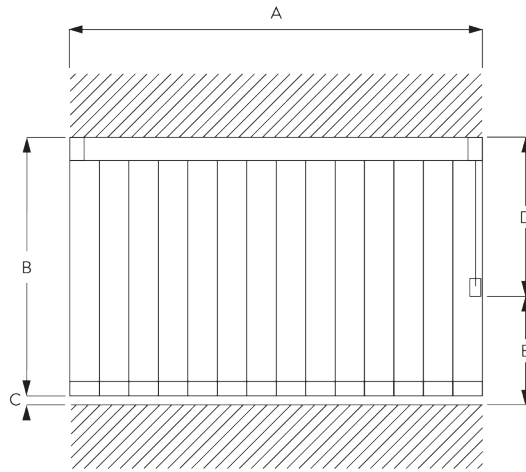


SG 2615

Nutprofil

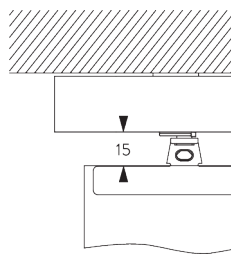


C. MASSAUFNAHME



- A: Systembreite
- B: Systemhöhe
- C: Abstand zwischen Boden und Vorhang
- D: Kettenhöhe
- E: Kindersicherung SG 10731 min. 150 cm über Boden

Lichtspalt

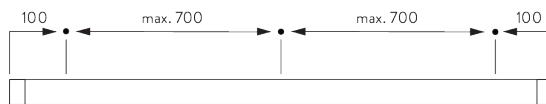


MONTAGE

A. MONTAGE- INFORMATIONEN

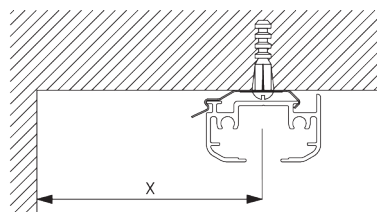
Detaillierte Montageinformationen siehe
Silent Gliss Website

Montagepunkte

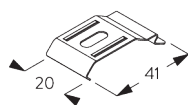


B. DECKEN- MONTAGE

Träger SG 2616



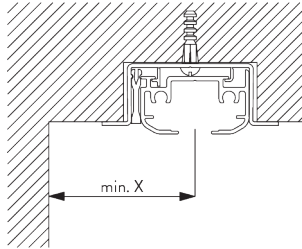
Min. Wandabstand Lamellen	X mm
89 mm	65
127 mm	85
Vertical Waves 89 mm	115
Vertical Waves 125 mm	140



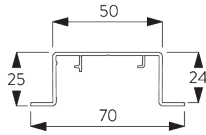
SG 2616
Träger

C. NUTMONTAGE

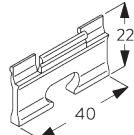
Nutprofile SG 2615



Nutprofil SG 2615 kann nicht gebogen werden!
Eine Klammer SG 5118 pro Montagepunkt.
Detaillierte Nutmontage siehe Silent Gliss Website.



SG 2615
Nutprofil

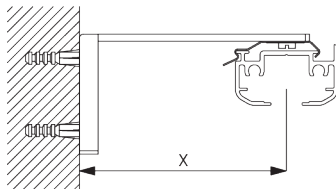


SG 5118
Klammer

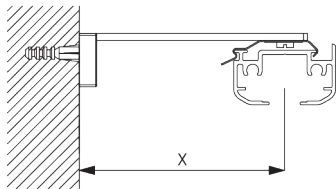
Min. Wandabstand Lamellen	X mm
89 mm	65
127 mm	85
Vertical Waves 89 mm	115
Vertical Waves 125 mm	140

D. WANDMONTAGE

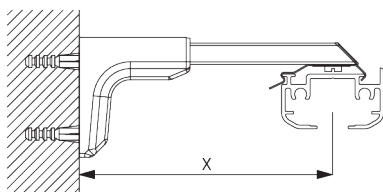
Smart Fix



Smart Fix SG 11201 - SG 11204 und Träger SG 2616:
Benötigt Schraube SG 10395 (M4x6).



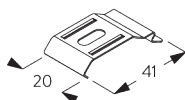
Square Smart Fix SG 11211 - SG 11214 und Träger SG 2616:
Benötigt Schraube SG 10395 (M4x6).



Universal Smart Fix SG 11154 - SG 11156 und Träger SG 2616:
Benötigt Schraube SG 10492 (M4x8).

Smart Fix	X mm
SG 11201 / SG 11211	72
SG 11202 / SG 11212	92
SG 11203 / SG 11213	112
SG 11204 / SG 11214	142
SG 11154	102-130
SG 11155	132-160
SG 11156	182-210

Min. Wandabstand Lamellen	X mm
89 mm	65
127 mm	85
Vertical Waves 89 mm	115
Vertical Waves 125 mm	140



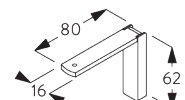
SG 2616
Träger



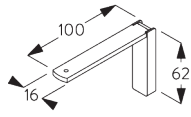
SG 10395
Linsenschraube M4x6



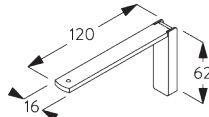
SG 10492
Linsenschraube M4x8



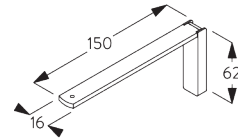
SG 11201
Smart Fix 80 mm



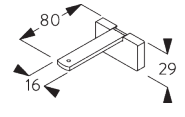
SG 11202
Smart Fix 100 mm



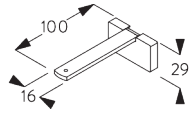
SG 11203
Smart Fix 120 mm



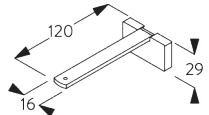
SG 11204
Smart Fix 150 mm



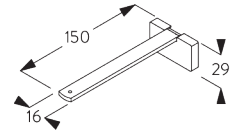
SG 11211
Square Smart Fix 80 mm



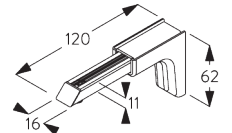
SG 11212
Square Smart Fix 100 mm



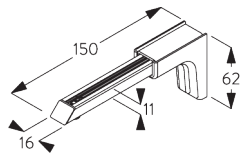
SG 11213
Square Smart Fix 120 mm



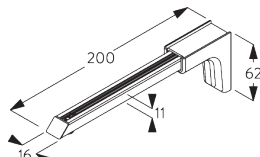
SG 11214
Square Smart Fix 150 mm



SG 11154
Universal Smart Fix 120 mm



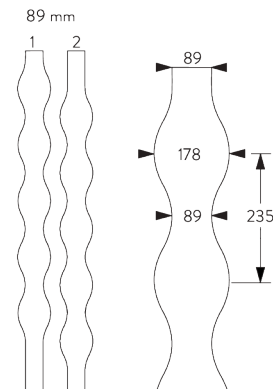
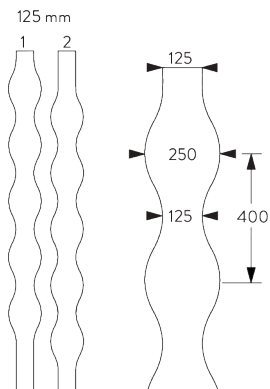
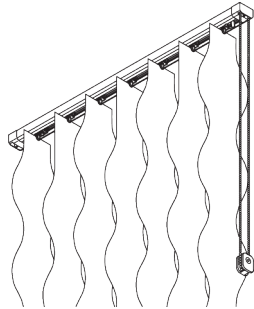
SG 11155
Universal Smart Fix 150 mm



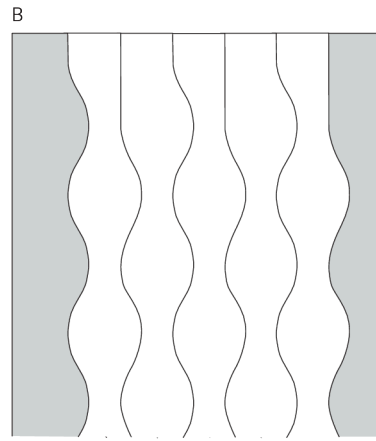
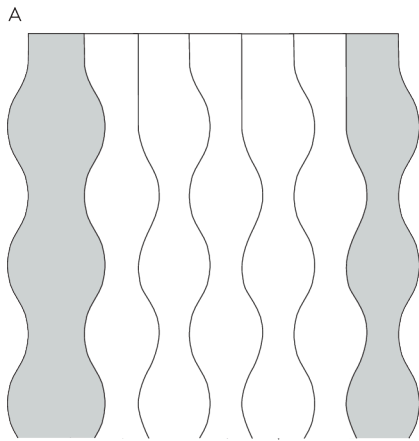
SG 11156
Universal Smart Fix 200 mm

SYSTEMOPTIONEN

A. VERTICAL WAVES



3D Vertical Waves sind nur mit 125 mm Lamellen möglich.

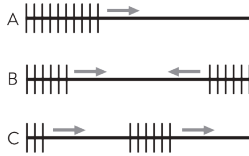


Wandabschluss

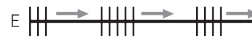
A: Gewellter Rand

B: Gerader Rand

B. PAKET **VARIANTEN**



A: 1-teiliges Paket in eine Richtung



B: 2-teiliges Paket in zwei Richtungen symmetrisch



C: 2-teiliges Paket in eine Richtung asymmetrisch

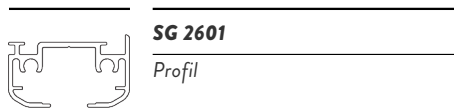
D: 2-teiliges Paket in zwei Richtungen asymmetrisch

E: Paket mehrteilig in eine Richtung symmetrisch oder asymmetrisch

F: Paket Mitte symmetrisch

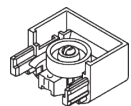
KOMPONENTEN

A. STANDARD KOMPONENTEN



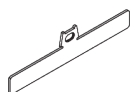
SG 2601

Profil



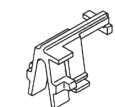
SG 2604

Führung



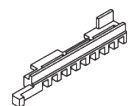
SG 2605

Oberclip 127 mm



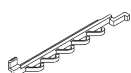
SG 2610

Endstop




SG 2611

Stopper




SG 2612

Bremse



SG 2616

Träger



SG 2620

Vorläufer



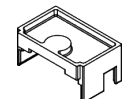
SG 2623

Drehelementset 127 mm



SG 2624

Drehelementset 100 mm



SG 2627

Deckel



SG 2865

Kettenverbinder \varnothing 4.6 mm



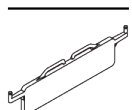
SG 2872

Kunststoffkugeldette weiss \varnothing 4.6 mm



SG 2888

Verbindungskette 127 mm



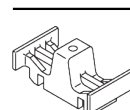
SG 2892

Beschwerung 127 mm



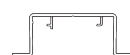
SG 10731

Kindersicherheitshalterset



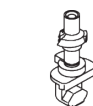
SG 2608

Endstop



SG 2615

Nutprofil



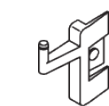
SG 2618

Achse



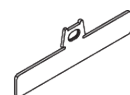
SG 2625

Drehelementset 89 mm



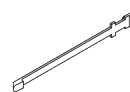
SG 2735

Halter



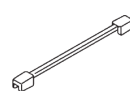
SG 2813

Oberclip 89 mm



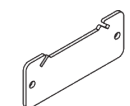
SG 2821

Distanzhalter 63 mm



SG 2881

Feder



SG 2884

Beschwerung 89 mm



SG 2889

Verbindungskette 89 mm



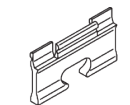
SG 2890

Beschwerung 127 mm



SG 3340

Schnur/Kettengewicht




SG 5118

Klammer



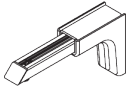
SG 10395

Linsenschraube M4x6



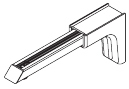
SG 10492

Linsenschraube M4x8



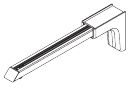
SG 11154

Universal Smart Fix 120 mm



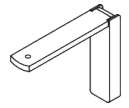
SG 11155

Universal Smart Fix 150 mm



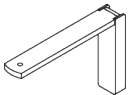
SG 11156

Universal Smart Fix 200 mm



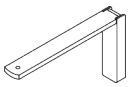
SG 11201

Smart Fix 80 mm



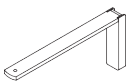
SG 11202

Smart Fix 100 mm



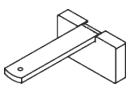
SG 11203

Smart Fix 120 mm



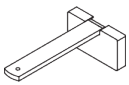
SG 11204

Smart Fix 150 mm



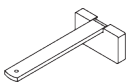
SG 11211

Square Smart Fix 80 mm



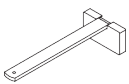
SG 11212

Square Smart Fix 100 mm



SG 11213

Square Smart Fix 120 mm



SG 11214

Square Smart Fix 150 mm