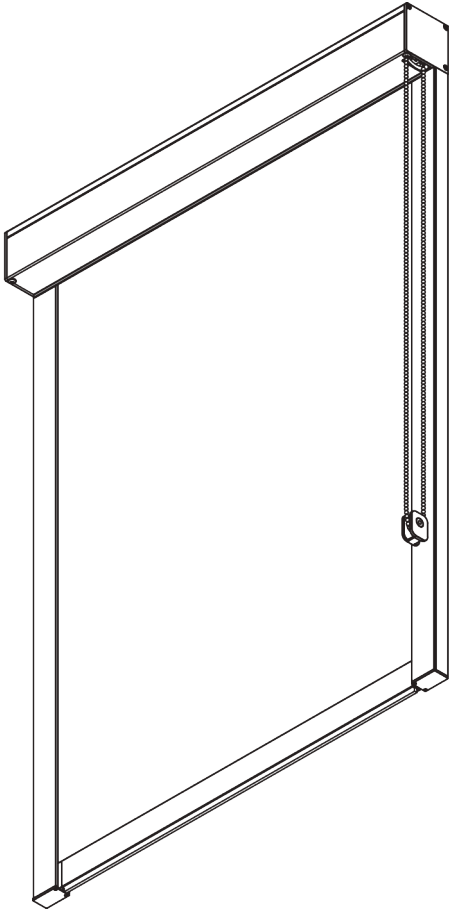


# SG 4710

---



## PRODUCT INFORMATION

- **Operation:** chain
- **Range:** S
- **Fitting:** ceiling, wall, recess
- **Colours:** white RAL 9016 or black RAL 9005, special colours possible
- **Fabrics:** refer to Silent Gliss fabric collection

### **Features:**

- Zip technology
- Stainless steel bead chain
- 2-to-1 gear drive
- 40 mm side channel, pre-drilled fixing points

# SYSTEM SPECIFICATIONS

## A. SYSTEM DIMENSIONS



1.6 m



65 cm



1.6 m



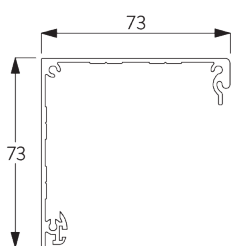
2.5 m<sup>2</sup>



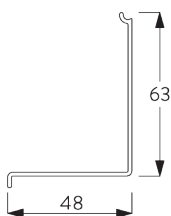
2 kg

## B. PROFILE

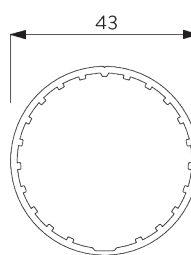
### Profile information



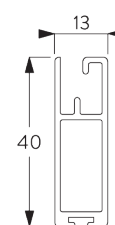
**SG 10994**  
Box case 73 mm



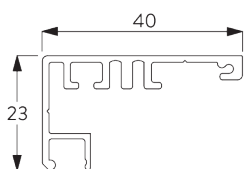
**SG 10995**  
Box cover 73 mm



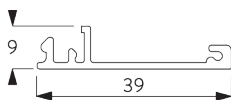
**SG 10532**  
Tube ø 43 mm



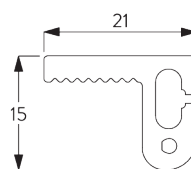
**SG 10993**  
Bottom bar



**SG 11418**  
Side guide case



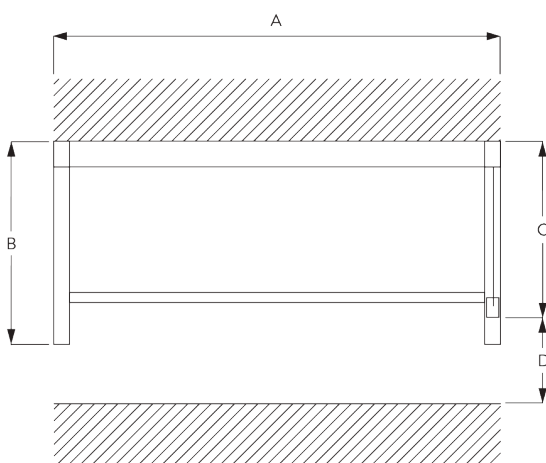
**SG 11419**  
Side guide cover



**SG 11421**  
Zip profile

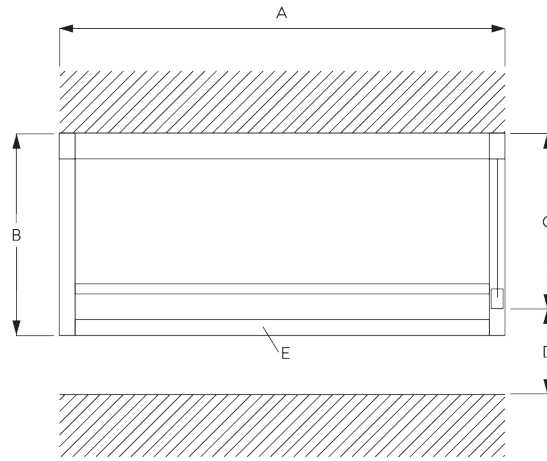
## C. HOW TO MEASURE

### Inside fitting



- A: System width
- B: System height
- C: Chain height
- D: Safety Retainer SG 10731 min. 150 cm above floor

## Face fitting



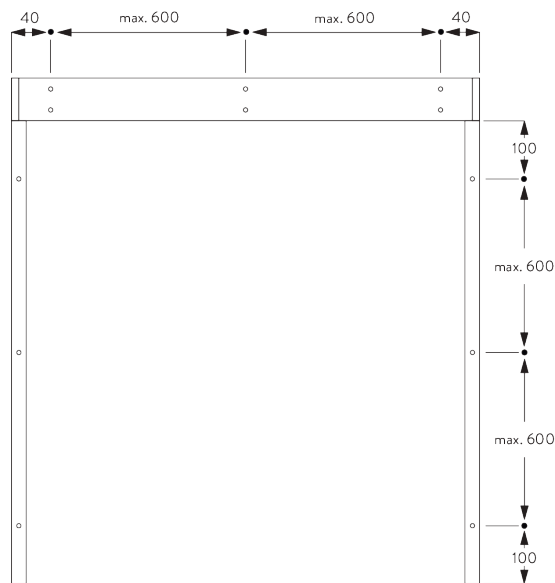
- A: System width
- B: System height
- C: Chain height
- D: Safety Retainer SG 10731 min. 150 cm above floor
- E: Optional: end profile (SG 11418 / SG 11419)

# FITTING

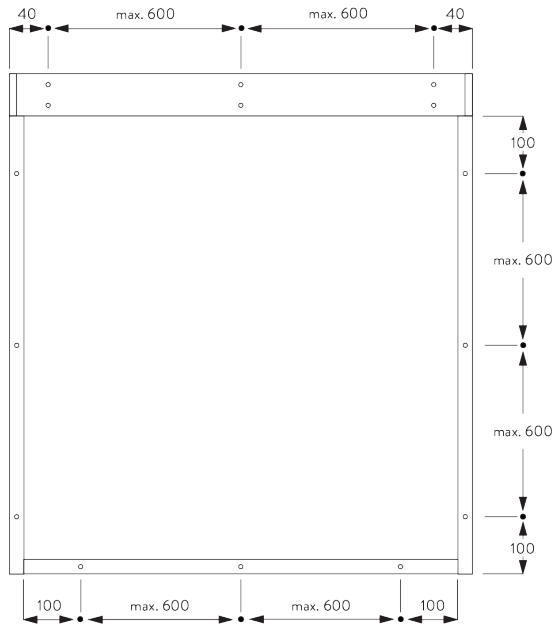
## A. FITTING INFORMATION

For detailed fitting information, visit the [Silent Gliss website](#).

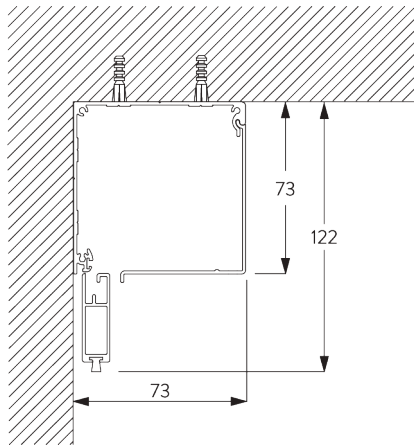
### Inside fitting - fixing points



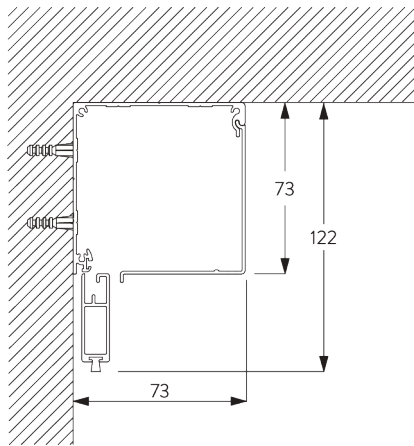
## Face fitting - fixing points



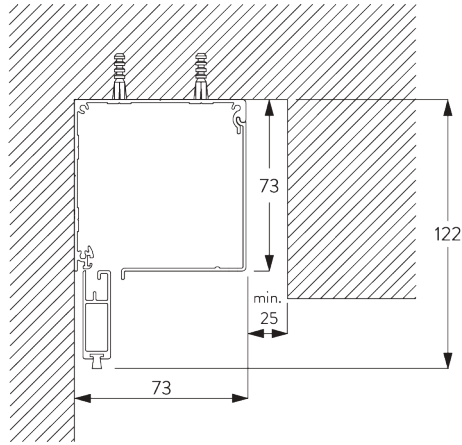
## B. CEILING FITTING



## C. WALL FITTING

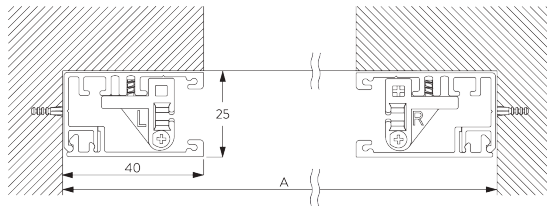


**D. RECESS FITTING**



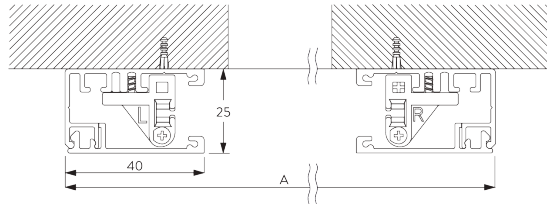
**E. SIDE PROFILES**  
**SG 11418 / SG 11419**

**Inside fitting**



A: System width



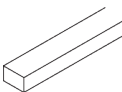
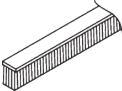

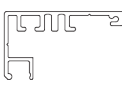
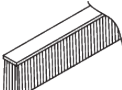


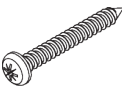
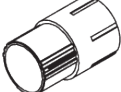
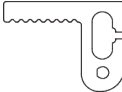
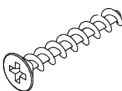
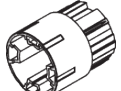


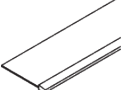


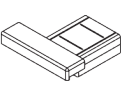
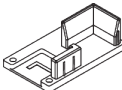
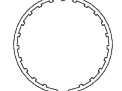
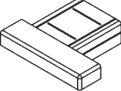
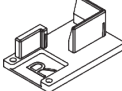

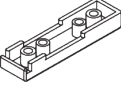


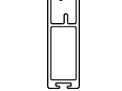
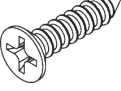




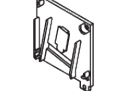

**Face fitting**



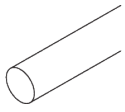
A: System width

# PARTS

## A. STANDARD PARTS

	<b>SG 4226</b> Double tape 30 mm		<b>SG 11005</b> End cover right 73 mm		<b>SG 11060</b> Foam tape adhesive
	<b>SG 4508</b> Brush 5x7 mm		<b>SG 11010</b> Clip		<b>SG 11418</b> Side guide case
	<b>SG 4509</b> Brush 5x12 mm		<b>SG 11011</b> Clip		<b>SG 11419</b> Side guide cover
	<b>SG 6791</b> Pan head screw 3.9x32		<b>SG 11014</b> Tube adapter		<b>SG 11421</b> Zip profile
	<b>SG 6933</b> PT Countersunk screw KA25x16		<b>SG 11015</b> Tube adapter		<b>SG 11473</b> Zip guide left
	<b>SG 6936</b> PT Countersunk screw KA22x10		<b>SG 11025</b> Zip		<b>SG 11474</b> Zip guide right
	<b>SG 6942</b> Pan head screw KA30x8		<b>SG 11028</b> End cover left		<b>SG 11475</b> Side guide end cover left
	<b>SG 10532</b> Tube ø 43 mm		<b>SG 11029</b> End cover right		<b>SG 11476</b> Side guide end cover right
	<b>SG 10668</b> PVC strip 10 mm		<b>SG 11030</b> Cover		
	<b>SG 10731</b> Child safety retainer set		<b>SG 11031</b> Chain drive		
	<b>SG 10993</b> Bottom bar		<b>SG 11034</b> Countersunk head screw 3.5x16		
	<b>SG 10994</b> Box case 73 mm		<b>SG 11035</b> Countersunk head screw 2.2x9.5		
	<b>SG 10995</b> Box cover 73 mm		<b>SG 11040</b> Bead chain ø 4.5 mm		
	<b>SG 11004</b> End cover left 73 mm		<b>SG 11059</b> Pan head screw with flange M4x12		

## **B. OPTIONAL PARTS**



---

**SG 4951**

---

*Bottom weight ø 8 mm*

---

