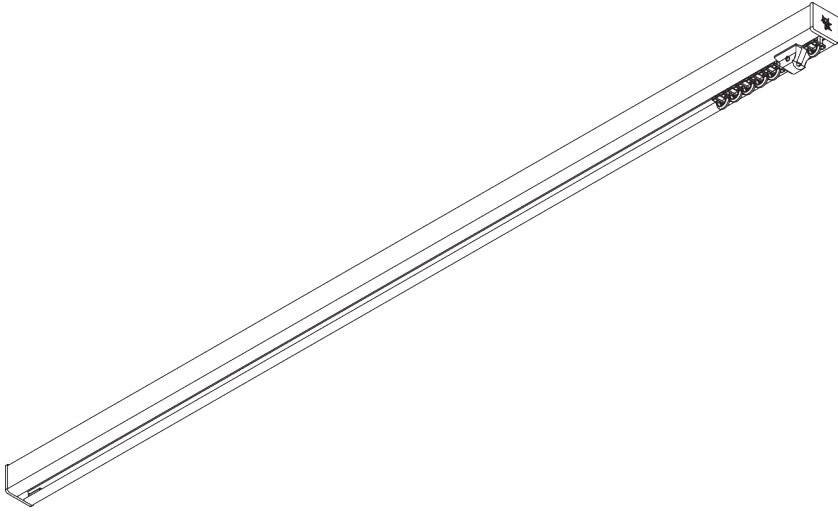


SG 6870



PRODUCT INFORMATION

- **Operation:** hand
- **Range:** M - L
- **Fitting:** ceiling, wall, recess
- **Colours:** white RAL 9016, black RAL 9005 or anodised aluminum, special colours possible (recess profile only in white RAL 9016, black RAL 9005 or special color)
- **Fabrics:** refer to Silent Gliss fabric collection

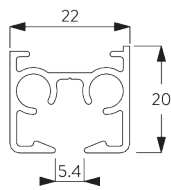
Features:

- 2-component (2C) glider technology
- Wave (2C)
- Bendable
- Bendable recess profile

SYSTEM SPECIFICATIONS

A. PROFILE

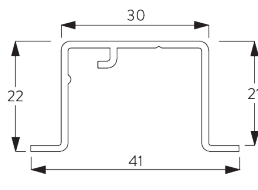
Profile and bending information



SG 11190

Profile

Radius:  >26 cm

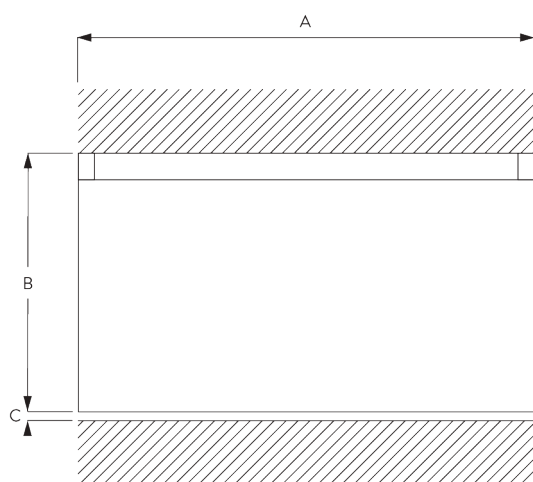


SG 11230

Recess profile

Radius:  >50 cm

B. HOW TO MEASURE



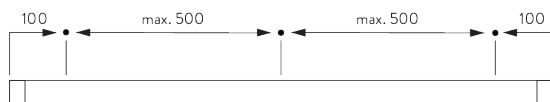
A: System width
B: System height
C: Distance between floor and fabric

FITTING

A. FITTING INFORMATION

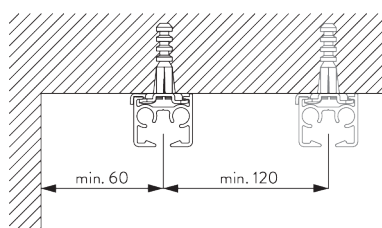
For detailed fitting information, visit the [Silent Gliss website](#).

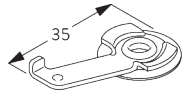
Fixing points



B. CEILING FITTING

Clamp SG 3825

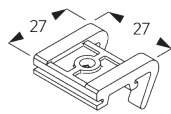
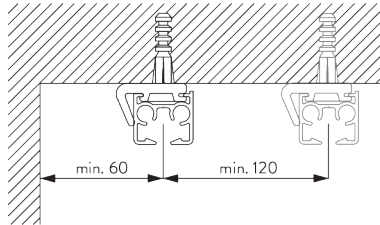




SG 3825

Clamp

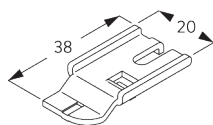
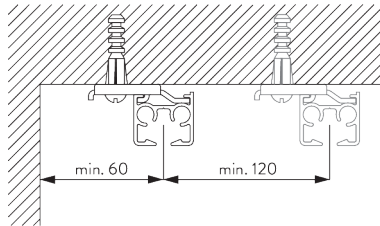
Bracket SG 3826



SG 3826

Bracket

Bracket SG 3832

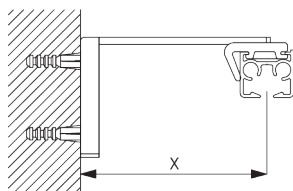


SG 3832

Bracket

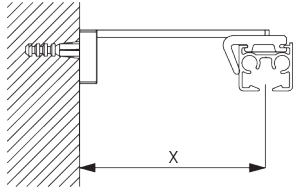
C. WALL FITTING

Smart Fix



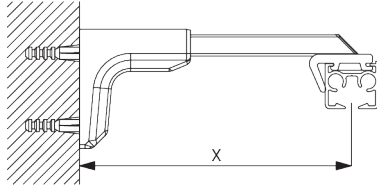
Smart Fix SG 11200 - SG 11205 and bracket SG 3826:
Screw SG 10492 (M4x8) needed.

Smart Fix	X mm (SG 3826 / SG 3825)	X mm (SG 3832)
SG 11200 / SG 11210	52	70
SG 11201 / SG 11211	72	90
SG 11202 / SG 11212	92	110
SG 11203 / SG 11213	112	130
SG 11204 / SG 11214	142	160
SG 11205 / SG 11215	192	210
SG 11154	102-130	120-148
SG 11155	132-160	150-178
SG 11156	182-210	200-228



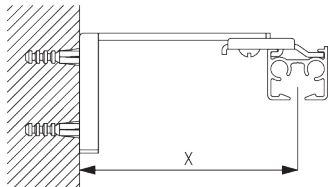
Square Smart Fix SG 11210 - SG 11215 and bracket SG 3826:

Screw SG 10492 (M4x8) needed.



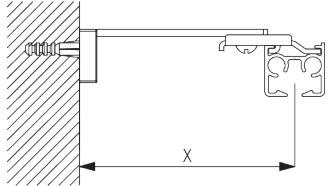
Universal Smart Fix SG 11154 - SG 11156 and bracket SG 3826:

Screw SG 10277 (M4x12) needed.



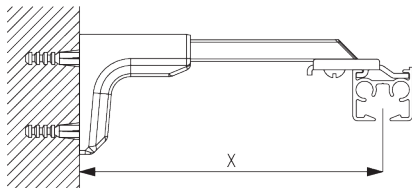
Smart Fix SG 11200 - SG 11205 and bracket SG 3832:

Screw SG 10492 (M4x8) needed.



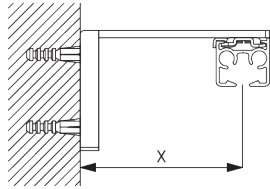
Square Smart Fix SG 11210 - SG 11215 and bracket SG 3832:

Screw SG 10492 (M4x8) needed.

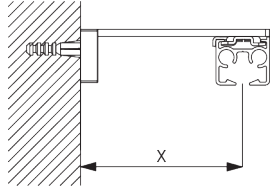


Universal Smart Fix SG 11154 - SG 11156 and bracket SG 3832:

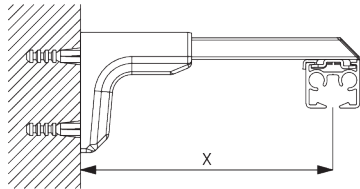
Screw SG 10407 (M4x10) needed.



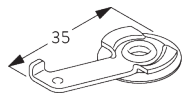
Smart Fix SG 11200 - SG 11205 and clamp SG 3825:
Screw SG 10074 (M4x8) needed.



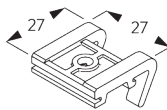
Square Smart Fix SG 11210 - SG 11215 and clamp SG 3825:
Screw SG 10074 (M4x8) needed.



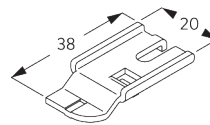
Universal Smart Fix SG 11154 - SG 11156 and clamp SG 3825:
Screw SG 11158 (M4x12) needed.



SG 3825
Clamp



SG 3826
Bracket



SG 3832
Bracket



SG 10074
Countersunk head screw
M4x8



SG 10277
Pan head screw M4x12



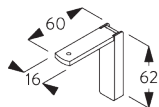
SG 10407
Pan head screw M4x10



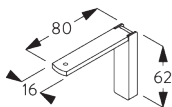
SG 10492
Pan head screw M4x8



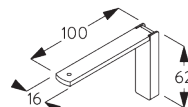
SG 11158
Countersunk head screw
M4x12



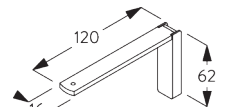
SG 11200
Smart Fix 60 mm



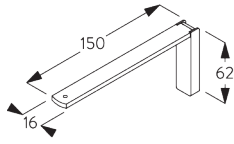
SG 11201
Smart Fix 80 mm



SG 11202
Smart Fix 100 mm

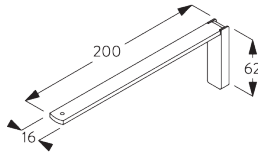


SG 11203
Smart Fix 120 mm



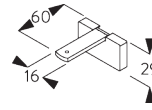
SG 11204

Smart Fix 150 mm



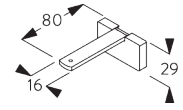
SG 11205

Smart Fix 200 mm



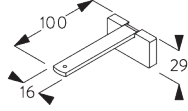
SG 11210

Square Smart Fix 60 mm



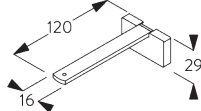
SG 11211

Square Smart Fix 80 mm



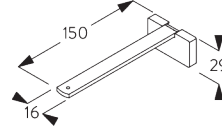
SG 11212

Square Smart Fix 100 mm



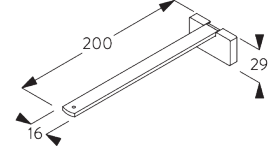
SG 11213

Square Smart Fix 120 mm



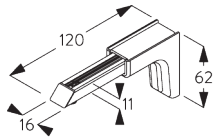
SG 11214

Square Smart Fix 150 mm



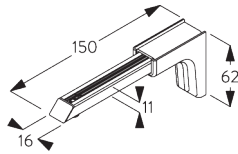
SG 11215

Square Smart Fix 200 mm



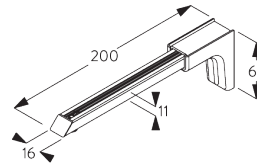
SG 11154

Universal Smart Fix 120 mm



SG 11155

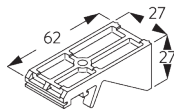
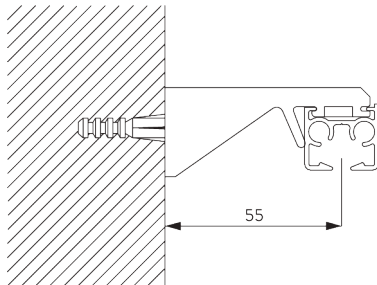
Universal Smart Fix 150 mm



SG 11156

Universal Smart Fix 200 mm

Bracket SG 3836

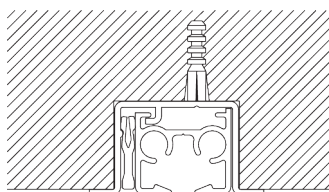


SG 3836

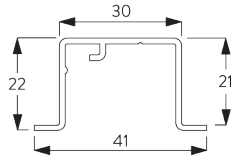
Bracket

D. RECESS FITTING

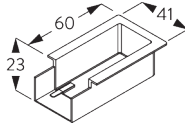
**Recess profile
SG 11230**



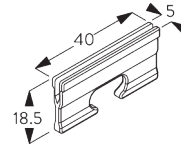
One wedge SG 10157 per fixing point.
For detailed recess fitting, visit the Silent Gliss website.



SG 11230
Recess profile



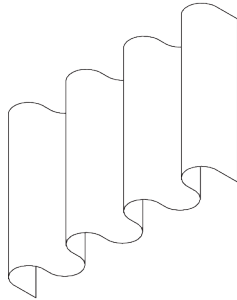
SG 11238
Recess Mask



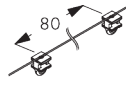
SG 10157
Wedge

SYSTEM OPTIONS

A. WAVE



SG 11295



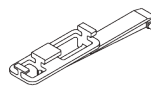
SG 11302



SG 2255



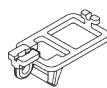
SG 2256



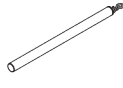
SG 6364



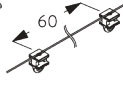
SG 6365



SG 6366



SG 10430-34



SG 11303

Standard components:

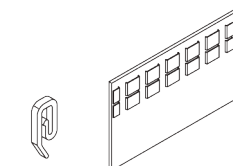
- SG 11295 End stop
- SG 11302 Wave 2C glider cord 80 mm

Optional components:

- SG 2255 Brake
- SG 2256 Brake
- SG 6364 Wave extension
- SG 6365 Wave hanger
- SG 6366 Wave carrier for draw rod
- SG 10430-34 Draw rod
- SG 11303 Wave 2C glider cord 60 mm


Curtain components:

- SG 3582 Hook
- SG 6349 Wave curtain tape
- SG 6363 Wave top hemming tape
- SG 10075 Lead weight 50 gr/m
- SG 10076 Fabric weight

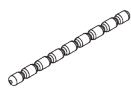


SG 3582

SG 6349



SG 6363

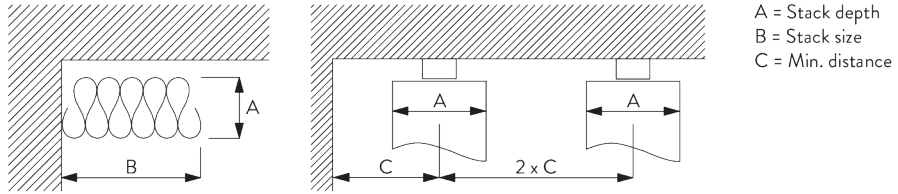


SG 10075



SG 10076

Wave stack depth - 2C glider cord (standard components)






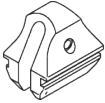
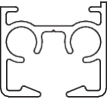


2C Glider cord SG 11302	Pockets between hooks	Approx. curtain fullness	Stack depth A	Stack size B*	Min distance C
80	6	~2.1	140	180 per metre of track	90
80	7	~2.3	160	180 per metre of track	100

2C Glider cord SG 11303	Pockets between hooks	Approx. curtain fullness	Stack depth A	Stack size B*	Min distance C
60	4	~2.1	100	230 per metre of track	70
60	5	~2.3	120	230 per metre of track	80

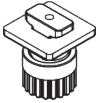
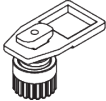




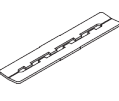
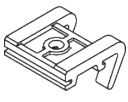
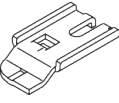
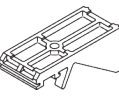




*Stack size B when using optional extension arm SG 6364 increases by 150 mm per curtain stack!

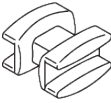







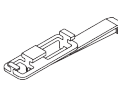
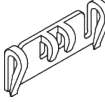
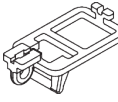
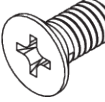

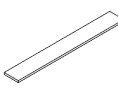
PARTS

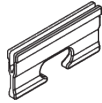
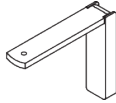


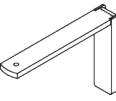
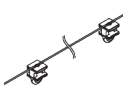

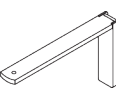
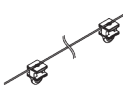
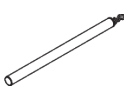
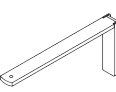
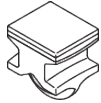
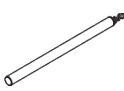
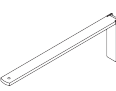
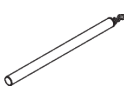
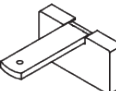
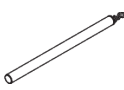
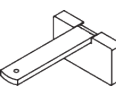
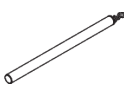
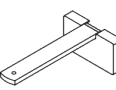

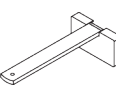
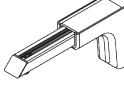
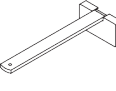
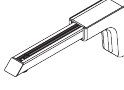
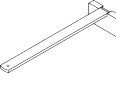
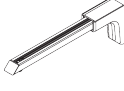
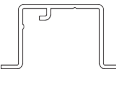
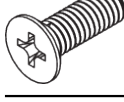
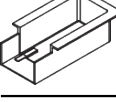
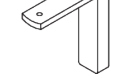

A. STANDARD PARTS

	SG 3599 Hook
	SG 3825 Clamp
	SG 6065 End stop
	SG 6086 Spring stop
	SG 11190 Profile
	SG 11233 End cover
	SG 11300 2C glider

B. OPTIONAL PARTS

	SG 2255 Brake
	SG 2256 Brake
	SG 3012 Hook
	SG 3581 Hook
	SG 3582 Hook
	SG 3598 Eyelet
	SG 3802 Connection bridge
	SG 3826 Bracket
	SG 3832 Bracket
	SG 3836 Bracket
	SG 6004 Eyelet
	SG 6005 Hook
	SG 6053 Spring stop
	SG 6057 Glider

	SG 6082 Glider
	SG 6094 Roller
	SG 6098 Roller
	SG 6146 Hook
	SG 6240 Roller
	SG 6283 Roller
	SG 6349 Wave curtain tape
	SG 6363 Wave top hemming tape
	SG 6364 Wave extension
	SG 6365 Wave hanger
	SG 6366 Wave carrier for draw rod
	SG 10074 Countersunk head screw M4x8
	SG 10075 Lead weight 50 g/m
	SG 10076 Fabric weight

	SG 10157 Wedge		SG 11201 Smart Fix 80 mm		SG 11301 2C glider on strip
	SG 10277 Pan head screw M4x12		SG 11202 Smart Fix 100 mm		SG 11302 Wave 2C glider cord 80 mm
	SG 10407 Pan head screw M4x10		SG 11203 Smart Fix 120 mm		SG 11303 Wave 2C glider cord 60 mm
	SG 10430 Draw rod 50 cm		SG 11204 Smart Fix 150 mm		SG 11305 2C glider for direct sewing
	SG 10431 Draw rod 75 cm		SG 11205 Smart Fix 200 mm		
	SG 10432 Draw rod 100 cm		SG 11210 Square Smart Fix 60 mm		
	SG 10433 Draw rod 125 cm		SG 11211 Square Smart Fix 80 mm		
	SG 10434 Draw rod 150 cm		SG 11212 Square Smart Fix 100 mm		
	SG 10492 Pan head screw M4x8		SG 11213 Square Smart Fix 120 mm		
	SG 11154 Universal Smart Fix 120 mm		SG 11214 Square Smart Fix 150 mm		
	SG 11155 Universal Smart Fix 150 mm		SG 11215 Square Smart Fix 200 mm		
	SG 11156 Universal Smart Fix 200 mm		SG 11230 Recess profile		
	SG 11158 Countersunk head screw M4x12		SG 11238 Recess Mask		
	SG 11200 Smart Fix 60 mm		SG 11295 End stop		

