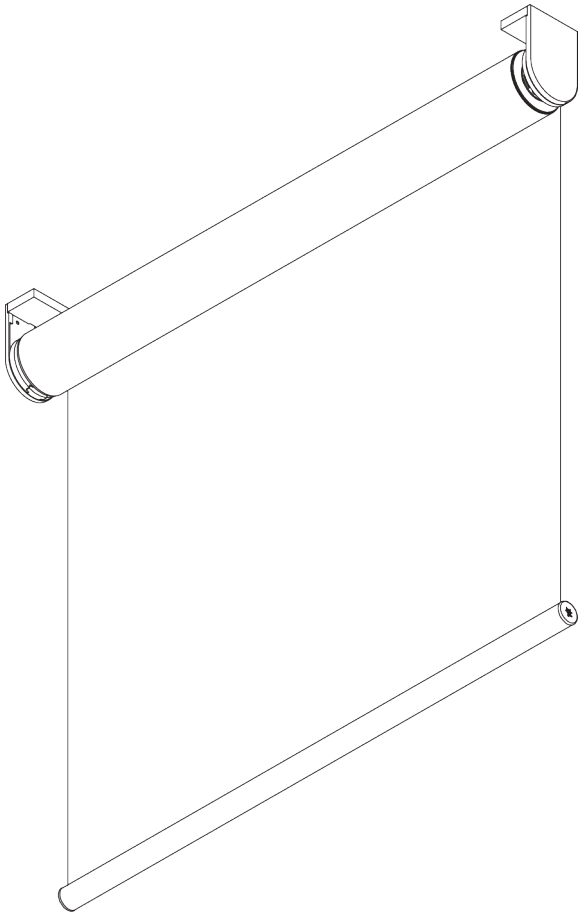
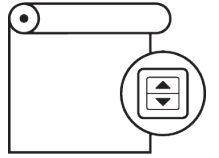


SG 4970



PRODUCT INFORMATION

- **Operation:** motorised
- **Range:** M - L
- **Fitting:** ceiling, wall, recess
- **Colours:** white RAL 9016, grey RAL 7035, black RAL 9005, special colours possible
- **Fabrics:** refer to Silent Gliss fabric collection

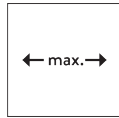
Features:

- Quiet and fast motors
- Soft stop
- Various control options
- Two connected systems
- Click-in brackets

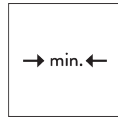
0472021/V3
Refer to box, installation profile

SYSTEM SPECIFICATIONS

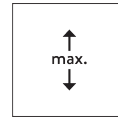
A. SYSTEM DIMENSIONS



Single system: 3.4 m
Double system: 6.8 m



65 cm*
*see motor specification table



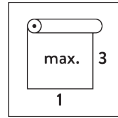
5 m



Single system: 17 m²
Double system: 34 m²



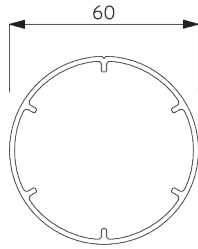
10 kg



Recommended width /
height ratio
max. 1:3

B. PROFILE

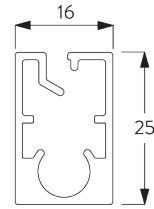
Profile information



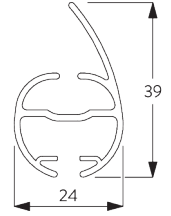
SG 11037
Tube ø 60 mm



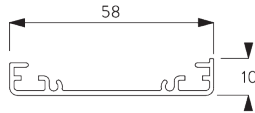
SG 10760
Bottom bar



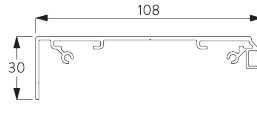
SG 10770
Bottom bar



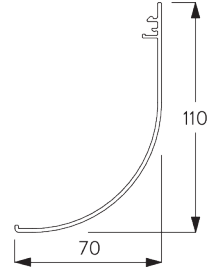
SG 4903
Bottom bar



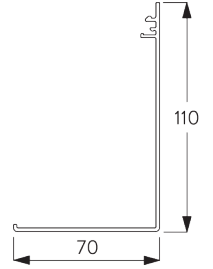
SG 11181
Installation profile



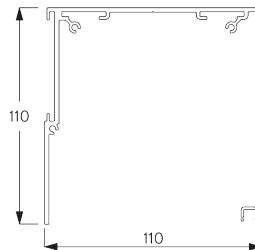
SG 11530
Installation profile fascia 110 mm




SG 11531
Fascia round 110 mm



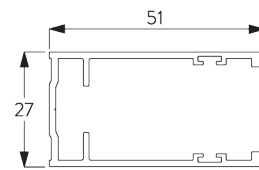
SG 11532
Fascia square 110 mm



SG 11533
Box case 110 mm



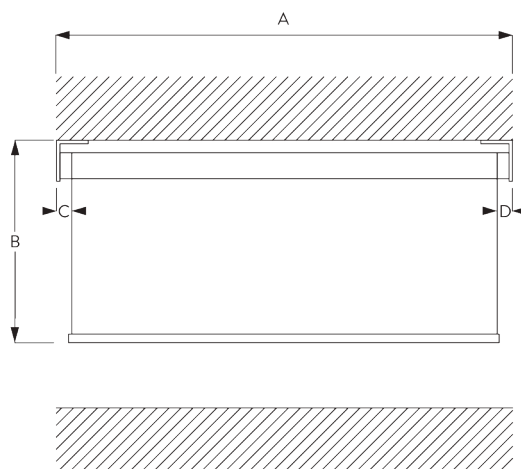
SG 11534
Box cover 110 mm



SG 11542
Side guide channel

C. HOW TO MEASURE

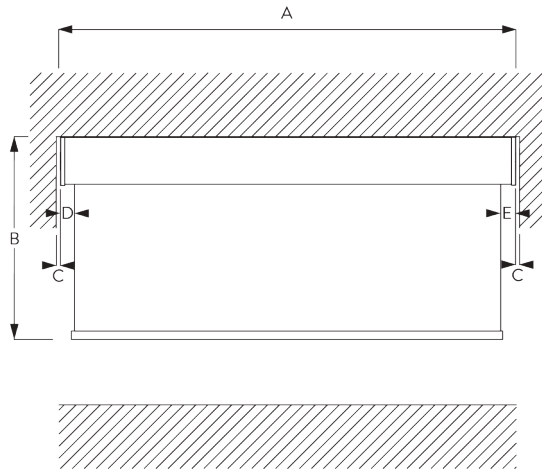
incl. bracket covers



A: System width
B: System height
C: Light gap: 18 mm
D: Light gap operation side: 25 mm

Note:
Different light gaps see motor specifications.
All measurements include 2 mm for bracket cover per side!

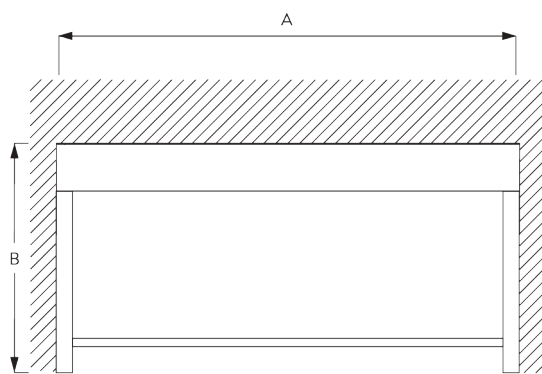
Fascia / Box



- A: System width
- B: System height
- C: Gap: min. 10 mm (when cover is used)*
- D: Light gap: 20 mm
- E: Light gap operation side: 27 mm

Note:
Different light gaps see motor specifications.
*Possible to make Fascia wider than system to reduce gap between wall and system.

Fascia / Box with Side Profiles SG 11542




- A: System width
- B: System height

FITTING

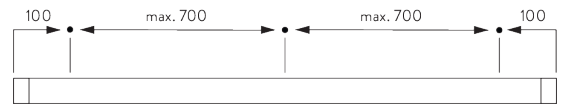
A. FITTING INFORMATION

For detailed fitting information, visit the [Silent Gliss website](#).

Fixing points

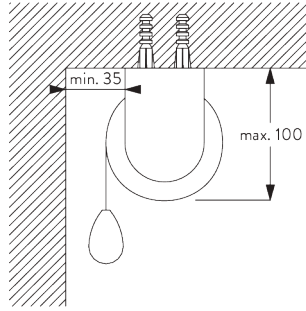


Brackets (wall / ceiling)

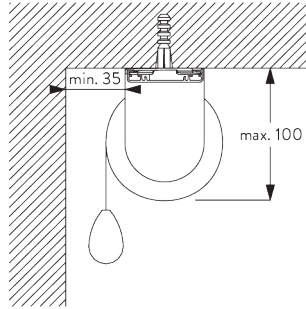


Fascia / box & installation profile SG 11181 (wall / ceiling)

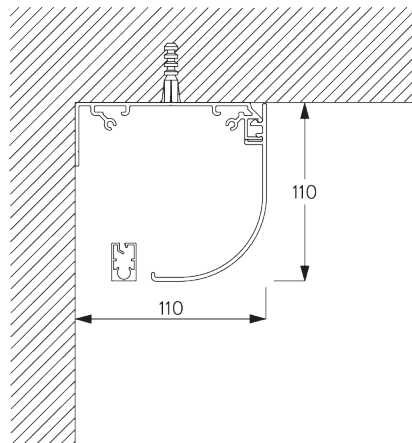
B. CEILING FITTING



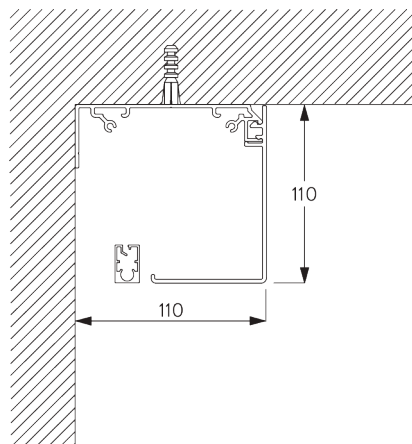
Brackets



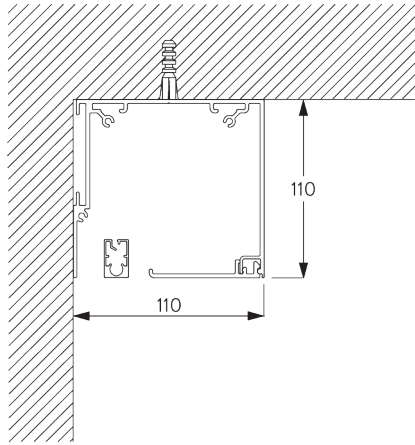
Installation profile SG 11181 and clamp SG 11180



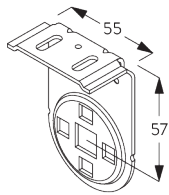
Fascia round



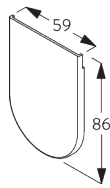
Fascia square



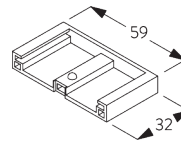
Box



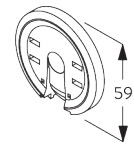
SG 11172
Bracket



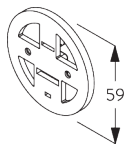
SG 11173
Bracket cover



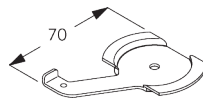
SG 11174
Bracket cover



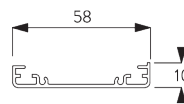
SG 11175
Click flange



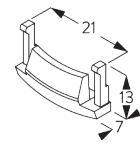
SG 11177
Motor support



SG 11180
Clamp

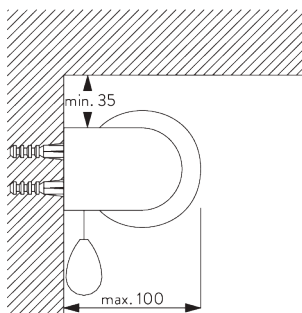


SG 11181
Installation profile

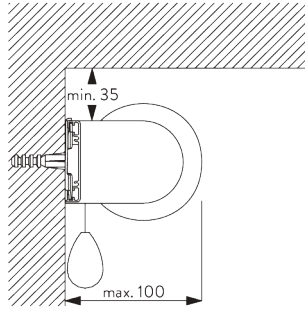


SG 11179
Cover

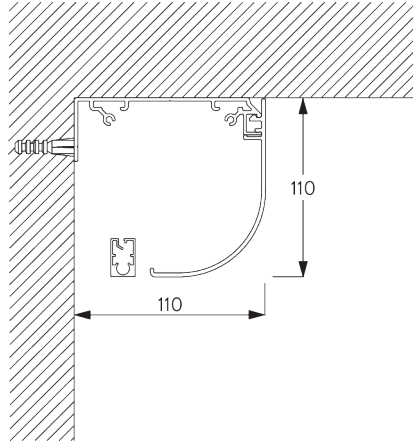
C. WALL FITTING



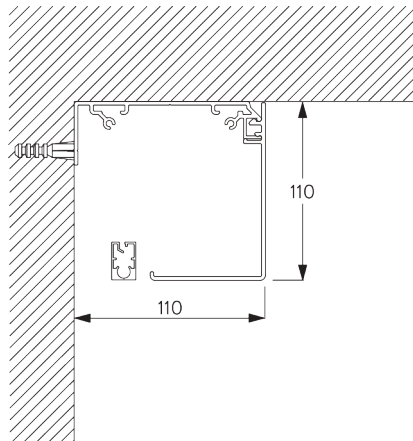
Brackets



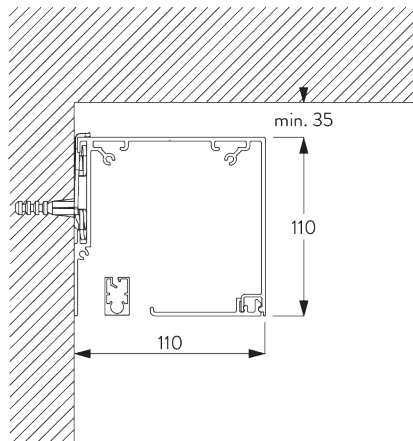
Installation profile SG 11181 and clamp SG 11180



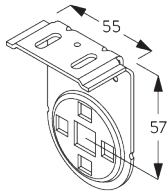
Fascia round



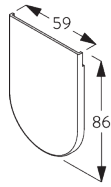
Fascia square



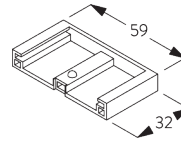
Box and clamp SG 11180



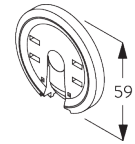
SG 11172
Bracket



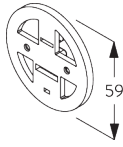
SG 11173
Bracket cover



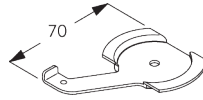
SG 11174
Bracket cover



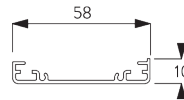
SG 11175
Click flange



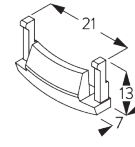
SG 11177
Motor support



SG 11180
Clamp

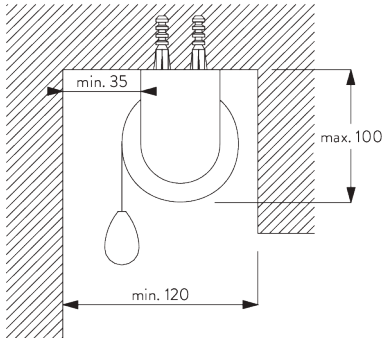


SG 11181
Installation profile

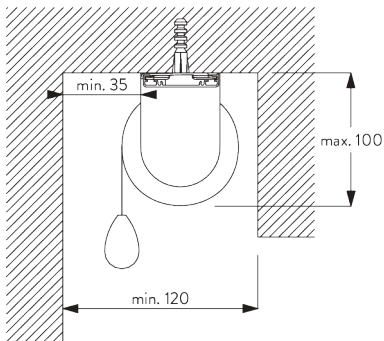


SG 11179
Cover

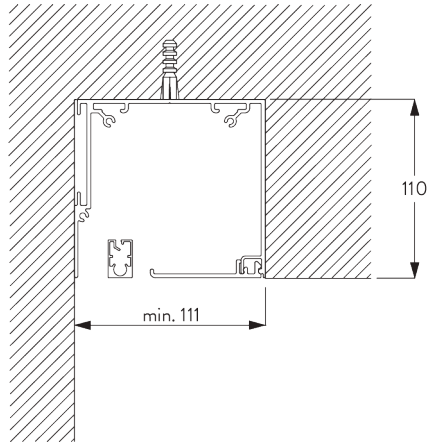
D. RECESS FITTING



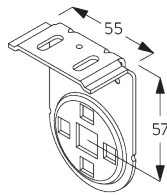
Brackets



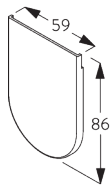
Installation profile SG 11181 and clamp SG 11180



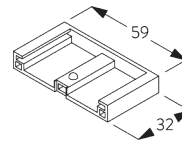
Box



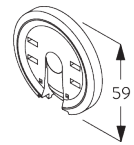
SG 11172
Bracket



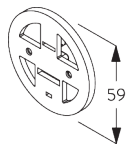
SG 11173
Bracket cover



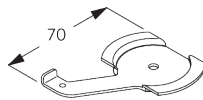
SG 11174
Bracket cover



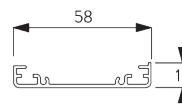
SG 11175
Click flange



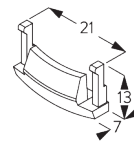
SG 11177
Motor support



SG 11180
Clamp

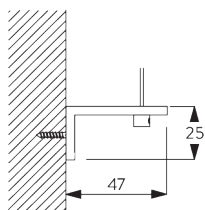


SG 11181
Installation profile

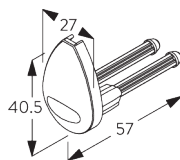


SG 11179
Cover

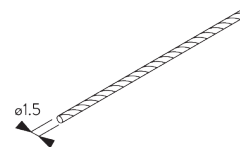
**E. FITTING WITH
SIDE GUIDE
OPTION**



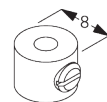
SG 3036
Bracket 47 mm



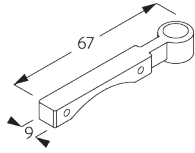
SG 4944
Side guide end cover



SG 4948
Side guide wire \varnothing 1.5 mm



SG 8249
Side guide device

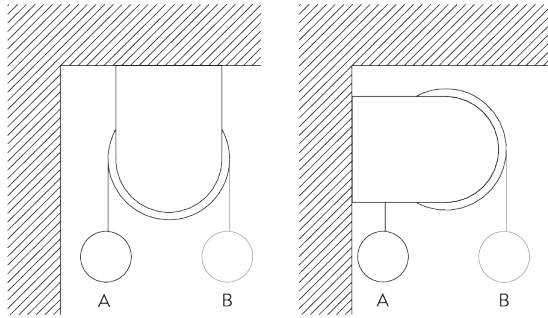


SG 11182

Side guide wire holder

SYSTEM OPTIONS

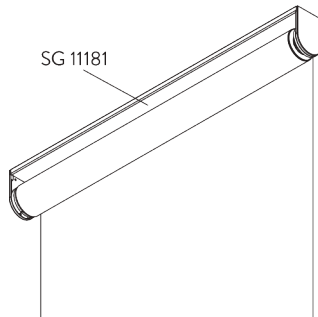
A. FABRIC ROLL-OFF



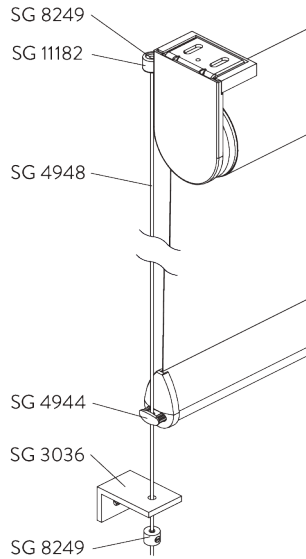
A: Fabric roll-off window side (standard)

B: Fabric roll-off room side (option)

B. INSTALLATION PROFILE



C. SIDE GUIDES



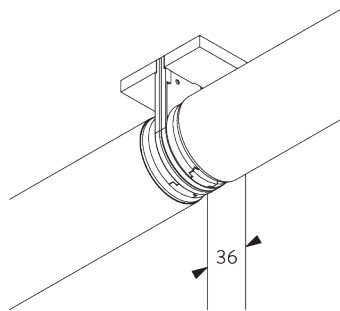
Additional parts:

- 2x SG 3036 Bracket
- 2x SG 4944 Side guide end cover
- 2x SG 4948 Side guide wire \varnothing 1.5 mm
- 4x SG 8249 Side guide device
- 2x SG 11182 Side guide wire holder

Note:

- Light gaps increase when side-guide option is used
- Up to 15° from vertical
- Only applicable with bottom bar SG 4903

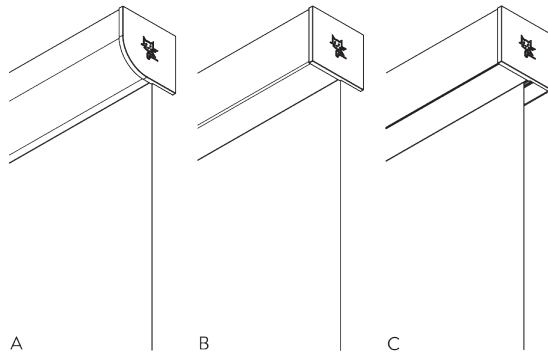
D. TWO CONNECTED SYSTEMS



Additional parts:

- 1x SG 11175 Click flange
- 1x SG 11183 Connecting bolt
- 2x SG 11184 Connection bracket cover
- 1x SG 11195 Connection tube adapter

E. FASCIA / BOX



A: Fascia round

B: Fascia square

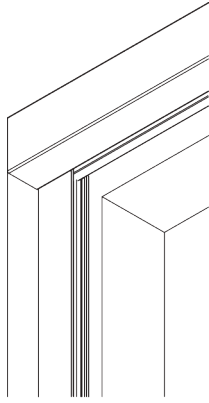
C: Box

Size:

- 110 x 110 mm

Note:

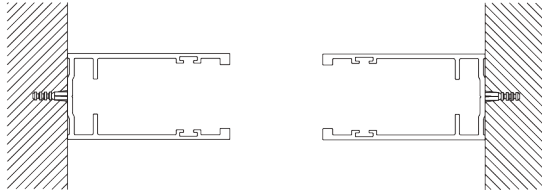
- Only applicable with bottom bar SG 10770
- Not possible with connected systems
- Two systems with one Fascia possible upon request



Optional side guide channels SG 11542 to be used with Fascia or Box.

Note:

- Only applicable with inside fitting
- Box: only recess fitting



MOTORS & CONTROLS

A. MOTOR FEATURES

Motors	50-Series	20-Series	20-Series	10-Series K	5-Series
	SG 11251	SG 10523	SG 10522	SG 10514	SG 10715

Motor Features

Soft stop	•	•	•		
Electronic end-stop	•	•	•		
Electronic revolution counter (unlimited revolution)	•	•	•		
Mechanical end-stop				•	•
Mechanical revolution counter (limited revolution)				•	•
Two intermediate positions possible		•			
Bottom bar alignment	•				
Noiseless stop		•	•	•	
Parallel wiring possible without additional relays		•	•		
Disconnectable motor cable	•	•	•		
IP class	IP 30	IP 44	IP 44	IP 44	IP 44

Control Features

Mains power control		•	•	•	•
SG Control L (built-in receiver)		•			
Smart by Silent Gliss	•				
Suitable for most major home automation systems (with suitable interface)		•	•	•	•

B. MOTOR SPECIFICATIONS

See website for wiring diagram.

Motors	Light gaps* C / D = driving side	Min. system width	Voltage	Current	Frequency	Speed	Frequency receiver
50-Series (Smart by Silent Gliss)							
SG 11251	C: 18 mm / D: 26 mm	65 cm	24 V DC	1.5 A	-	32 rpm	-
20-Series							
SG 10522 (standard)	C: 18 mm / D: 25 mm	65 cm	230 V AC	0.55 A	50 Hz	30 U/Min	-
SG 10523	C: 18 mm / D: 25 mm	65 cm	230 V AC	0.55 A	50 Hz	30 U/Min	868/915 MHz
10-Series K							
SG 10514	C: 18 mm / D: 25 mm	53 cm	230 V AC	0.52 A	50 Hz	30 U/Min	-
5-Series							
SG 10715	C: 18 mm / D: 25 mm	65 cm	230 V AC	0.485 A	50-60 Hz	28 U/Min	-

*Light gaps Fascia or Box: C +3 mm / D +2 mm (20-Series: C +2 mm / D +2 mm)

C. OPERATING METHODS

See catalogue "controls" for details.

Wall Switch



System can be operated by fixed wall switch.

SG Control L



Various radio hand-held and wall transmitters available.



Silent Gliss Move App.

Smart by Silent Gliss



Open designed two-way communication system which allows to flawlessly integrate products with most major building management systems.

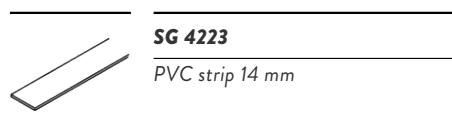
D. WIRING DIAGRAMS



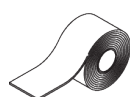
Refer to Silent Gliss website.

PARTS


A. STANDARD PARTS



SG 4223
PVC strip 14 mm



SG 4226
Double tape 30 mm



SG 9917
Hirschmann portable socket-outlet STAK 3 N



SG 10284
O-Ring



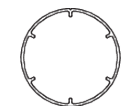
SG 10522
Motor 230V AC, 20-Series S 3/30



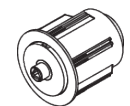
SG 10760
Bottom bar



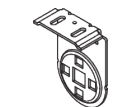
SG 10761
End cover



SG 11037
Tube ø 60 mm



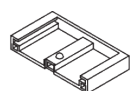
SG 11165
Tube adapter



SG 11172
Bracket



SG 11173
Bracket cover



SG 11174
Bracket cover



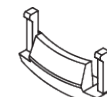
SG 11175
Click flange



SG 11176
Tube adapter



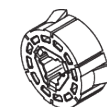
SG 11177
Motor support



SG 11179
Cover

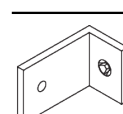


SG 11323
PT Screw Countersunk KA35x12

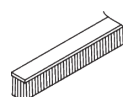


SG 11358
Motor drive 10/20-Series

B. OPTIONAL PARTS



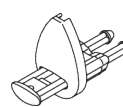
SG 3036
Bracket 47 mm



SG 4508
Brush 5x7 mm



SG 4903
Bottom bar



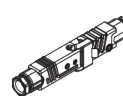
SG 4944
Side guide end cover



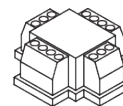
SG 4948
Side guide wire ø 1.5 mm



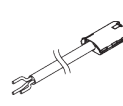
SG 8249
Side guide device



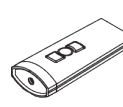
SG 9916
Hirschmann plug set



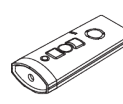
SG 9959
Central control unit relay



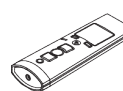
SG 10293
Cable 230V AC, 2/3/5/10 m



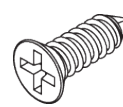
SG 10300
Radio hand held 1 channel



SG 10302
Radio hand held 5+1 channel




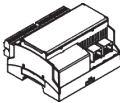


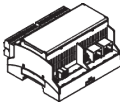
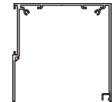

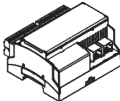


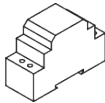


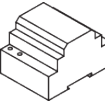


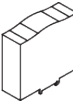





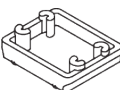



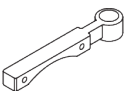


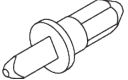


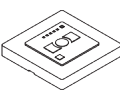
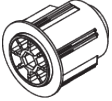



SG 10303
Radio hand held 10+2+1 channel



SG 10498
Countersunk screw 2.9x9.5



SG 10514
Tubular motor 230V AC, 10 Series S 3/30 K

	SG 10523 Motor 230V AC, 20-Series S 3/30, radio receiver		SG 11260 Gateway Cedia		SG 11532 Fascia square 110 mm
	SG 10668 PVC strip 10 mm		SG 11261 Gateway KNX		SG 11533 Box case 110 mm
	SG 10715 Tubular motor 230V AC, 5 Series S 6/28		SG 11262 Expansion unit		SG 11534 Box cover 110 mm
	SG 10770 Bottom bar		SG 11263 Power supply 24V DC, 2.5A DIN Rail		SG 11537 Bracket cover round left 110 mm
	SG 10771 End cover		SG 11264 Power supply 24V DC, 3.8A DIN Rail		SG 11538 Bracket cover round right 110 mm
	SG 10804 Radio hand held 15+5+1 channel		SG 11265 Power supply 24V DC, 5A DIN Rail		SG 11539 Bracket cover square left 110 mm
	SG 11178 End cover		SG 11266 Power supply 24V DC, 10A DIN Rail		SG 11540 Bracket cover square right 110 mm
	SG 11180 Clamp		SG 11311 Bracket spacer		SG 11542 Side guide channel
	SG 11181 Installation profile		SG 11359 Motor drive 5-Series		SG 11544 Bracket left 110 mm
	SG 11182 Side guide wire holder		SG 11460 Cover for Hirschmann plug		SG 11545 Bracket right 110 mm
	SG 11183 Connection bolt		SG 11480 Radio wall transmitter 1 channel		
	SG 11184 Connection bracket cover		SG 11490 Radio wall transmitter 5+1 channel		
	SG 11195 Connection tube adapter		SG 11530 Installation profile fascia 110 mm		
	SG 11251 Motor 24V DC, 50-Series S 3/32		SG 11531 Fascia round 110 mm		

