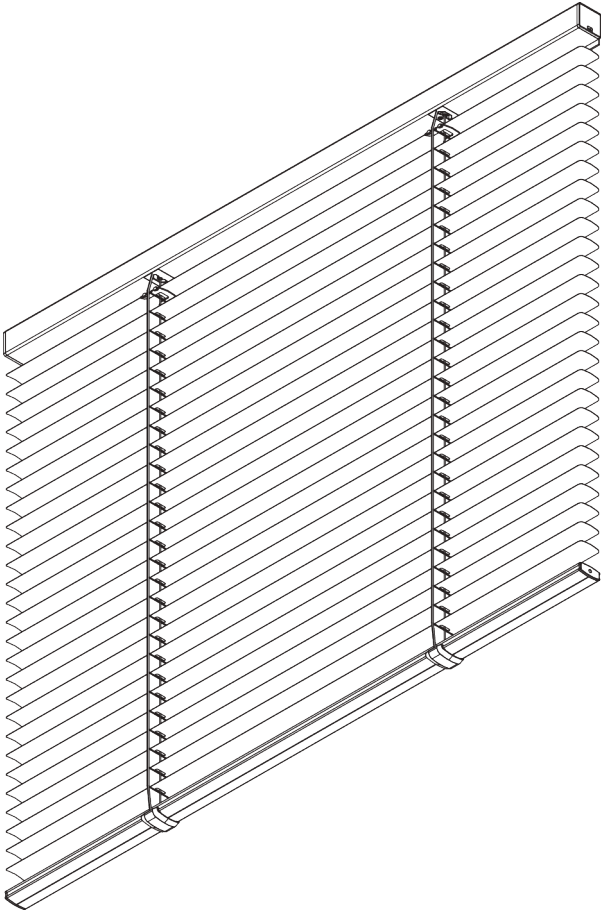
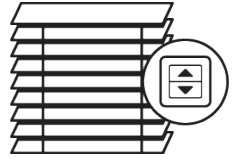


# SG 8250

---



## **PRODUCT INFORMATION**

- **Operation:** motorised
- **Range:** S - M
- **Fitting:** ceiling, wall
- **Colours:** refer to Silent Gliss slat collection

### **Features:**

- Optimised light control
- Various control options
- Slat width: 25 mm (standard), 16 mm

# SYSTEM SPECIFICATIONS

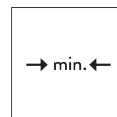
## A. SYSTEM DIMENSIONS



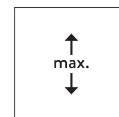
3 m




65 cm  
(up to a height of 2 m)



80 cm  
(up to a height of 3.4 m)



3.4 m



5 m<sup>2</sup>

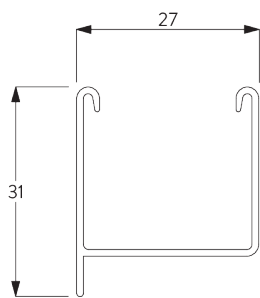
## Slat stack heights

	16 / 25 mm	X	50	100	150	200	250	300	340
			6	8	10	12	14	15	17

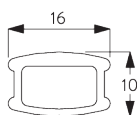
(cm)

## B. PROFILE

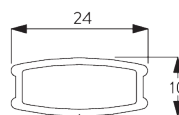
### Profile information



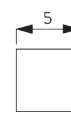
**SG 8102**  
Profile



**SG 8003**  
Bottom bar 16 mm

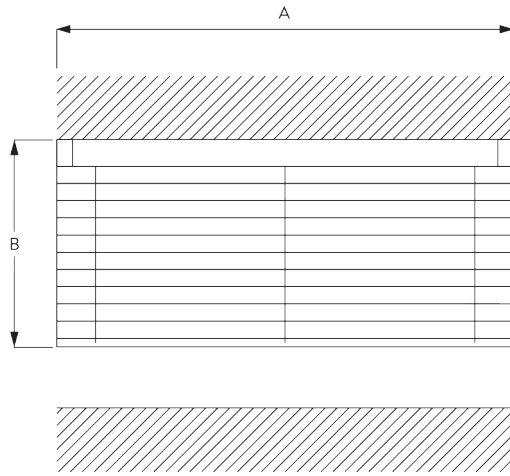


**SG 8004**  
Bottom bar 24 mm



**SG 8025**  
Shaft

**C. HOW TO  
MEASURE**



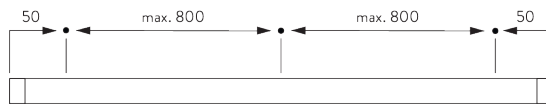
A: System width  
B: System height

**FITTING**

**A. FITTING  
INFORMATION**

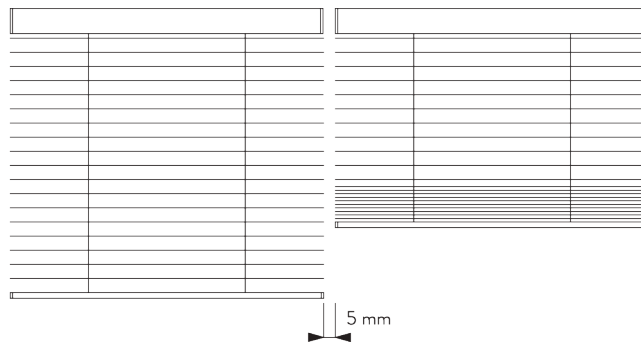
For detailed fitting information, visit the Silent Gliss website.

**Fixing points**



Note:  
Never position the brackets SG 8201 on the take up reels.

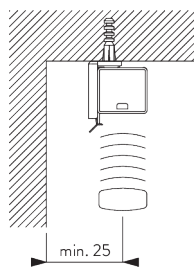
**Side-by-side fitting**

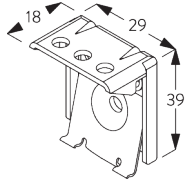


Min. distance: 5 mm

**B. CEILING FITTING**

**Bracket SG 8201**



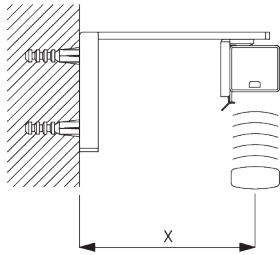


**SG 8201**

Bracket

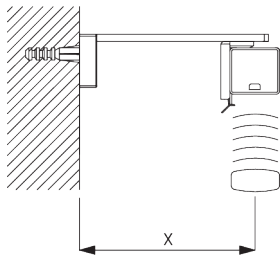
## C. WALL FITTING

### Smart Fix



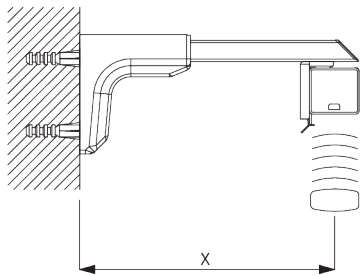
**Smart Fix SG 11200 - SG 11203 and bracket SG 8201:**

Screw SG 10395 (M4x6) needed.



**Square Smart Fix SG 11210 - SG 11213 and bracket SG 8201:**

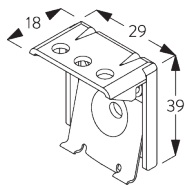
Screw SG 10395 (M4x6) needed.



**Universal Smart Fix SG 11154 - SG 11156 and bracket SG 8201:**

Screw SG 10407 (M4x10) needed.

Smart Fix	X mm
SG 11200 / SG 11210	57
SG 11201 / SG 11211	77
SG 11202 / SG 11212	97
SG 11203 / SG 11213	117
SG 11154	107-135
SG 11155	137-165
SG 11156	187-215



**SG 8201**

Bracket



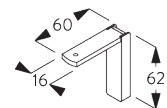
**SG 10395**

Pan head screw M4x6



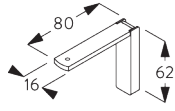
**SG 10407**

Pan head screw M4x10

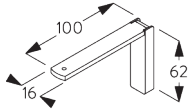


**SG 11200**

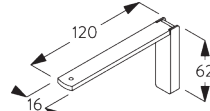
Smart Fix 60 mm



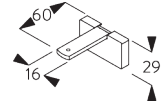
**SG 11201**  
Smart Fix 80 mm



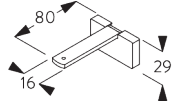
**SG 11202**  
Smart Fix 100 mm



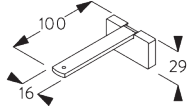
**SG 11203**  
Smart Fix 120 mm



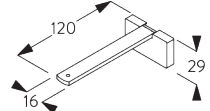
**SG 11210**  
Square Smart Fix 60 mm



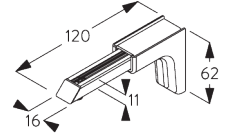
**SG 11211**  
Square Smart Fix 80 mm



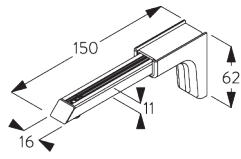
**SG 11212**  
Square Smart Fix 100 mm



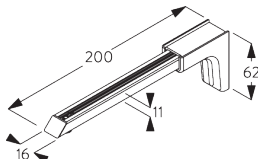
**SG 11213**  
Square Smart Fix 120 mm



**SG 11154**  
Universal Smart Fix 120 mm

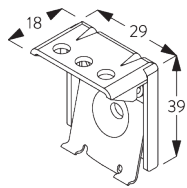
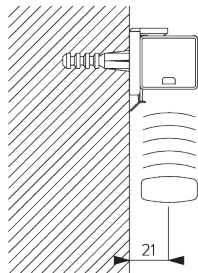


**SG 11155**  
Universal Smart Fix 150 mm



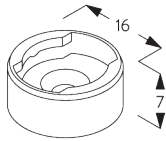
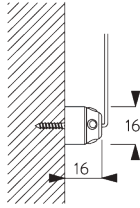
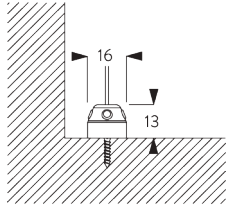
**SG 11156**  
Universal Smart Fix 200 mm

**Bracket SG 8201**

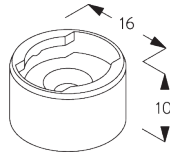


**SG 8201**  
Bracket

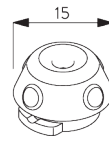
**D. FITTING WITH  
SIDE GUIDE  
OPTION**



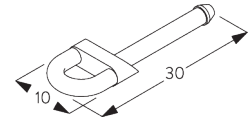
**SG 8235**  
Side guide wire base short



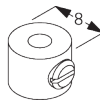
**SG 8236**  
Side guide wire base long



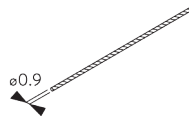
**SG 8237**  
Side guide wire holder



**SG 8241**  
Side guide eyelet



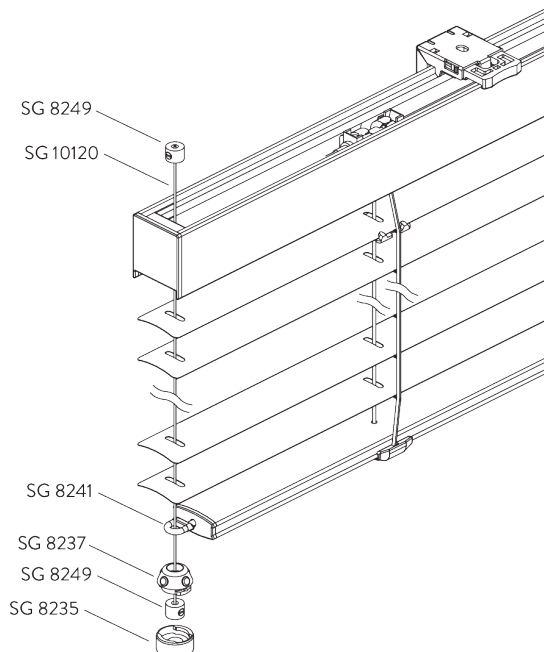
**SG 8249**  
Side guide device



**SG 10120**  
Side guide wire  $\varnothing$  0.9 mm

# SYSTEM OPTIONS

**A. SIDE GUIDES**



Additional parts:

- 2x SG 8235 Side guide wire base short
- 2x SG 8237 Side guide wire holder
- 2x SG 8241 Side guide eyelet
- 4x SG 8249 Side guide device
- 2x SG 10120 Side guide wire  $\varnothing$  0.9 mm

Note:

- Up to 15° from vertical

# MOTOR & CONTROLS

## A. MOTOR FEATURES

Motor	SG 8060
<b>Motor Features</b>	
Mechanical end-stop	●
IP class	IP 20
<b>Control Features</b>	
SG Control L (external receiver required)	●
Suitable for most major home automation systems (with suitable interface)	●

## B. MOTOR SPECIFICATIONS

Motor	Voltage	Current	Speed
SG 8060	24 V DC	0.65 A	30 rpm

See website for wiring diagram.

## C. OPERATING METHODS

See catalogue "controls" for details.

### Wall Switch



System can be operated by fixed wall switch.

### SG Control L



Various radio hand-held and wall transmitters available. An external receiver is required.



Silent Gliss Move App.

## D. WIRING DIAGRAMS



Refer to Silent Gliss website.

# PARTS

## A. STANDARD PARTS



**SG 8004**

Bottom bar 24 mm



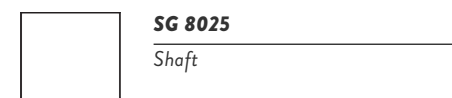
**SG 8007**

Slat 25 mm



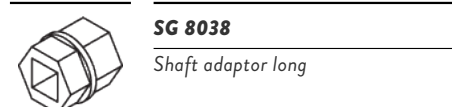
**SG 8013**

Bottom clip 25 mm



**SG 8025**

Shaft



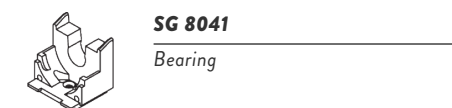
**SG 8038**

Shaft adaptor long




**SG 8039**

Stop ring




**SG 8041**

Bearing



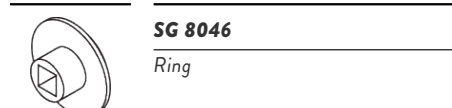
**SG 8042**

Cone long



**SG 8044**

Cover long



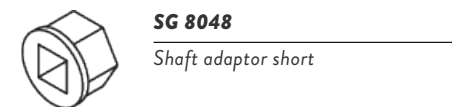
**SG 8046**

Ring



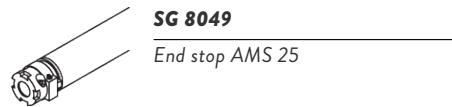
**SG 8047**

Profile adaptor



**SG 8048**

Shaft adaptor short



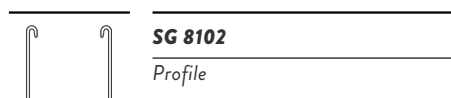
**SG 8049**

End stop AMS 25




**SG 8060**

Motor 24V DC, 0,8/40



**SG 8102**

Profile




**SG 8106**

End cover 25 mm



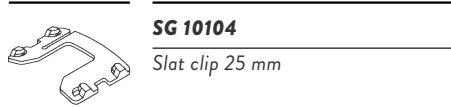
**SG 8201**

Bracket



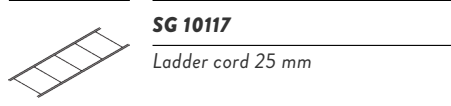
**SG 8239**

End cover 25 mm



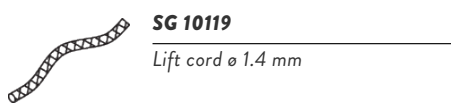
**SG 10104**

Slat clip 25 mm



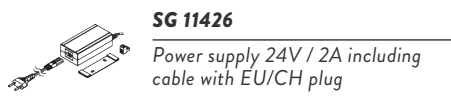
**SG 10117**

Ladder cord 25 mm



**SG 10119**

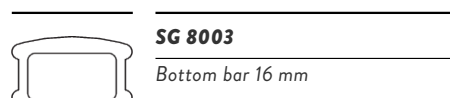
Lift cord  $\varnothing$  1.4 mm



**SG 11426**

Power supply 24V / 2A including cable with EU/CH plug

## B. OPTIONAL PARTS



**SG 8003**

Bottom bar 16 mm




**SG 8006**

Slat 16 mm



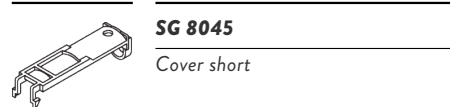
**SG 8012**

Bottom clip 16 mm



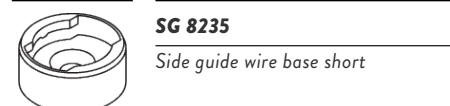
**SG 8043**

Cone short



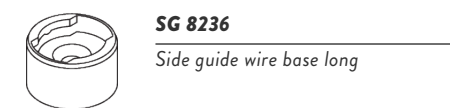
**SG 8045**

Cover short



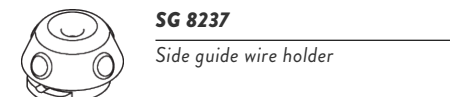
**SG 8235**

Side guide wire base short



**SG 8236**

Side guide wire base long



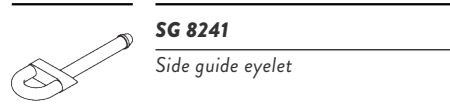
**SG 8237**

Side guide wire holder



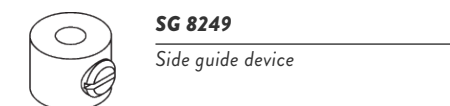
**SG 8238**

End cover 16 mm




**SG 8241**

Side guide eyelet




**SG 8249**

Side guide device



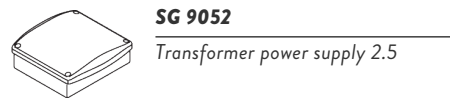
**SG 8262**

Spacer 10°



**SG 8263**

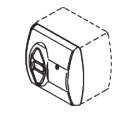
Spacer 4°



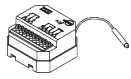
**SG 9052**

Transformer power supply 2.5

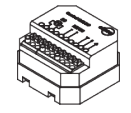




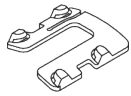
**SG 9065**  
Programmable switch



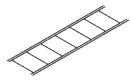
**SG 9068**  
Radio receiver Revio



**SG 9947**  
Control unit DC 24V



**SG 10109**  
Slat clip 16 mm



**SG 10116**  
Ladder cord 16 mm




**SG 10120**  
Side guide wire ø 0.9 mm



**SG 10300**  
Radio hand held 1 channel



**SG 10302**  
Radio hand held 5+1 channel



**SG 10303**  
Radio hand held 10+2+1 channel



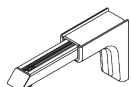
**SG 10395**  
Pan head screw M4x6



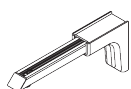
**SG 10407**  
Pan head screw M4x10



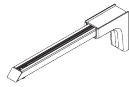
**SG 10804**  
Radio hand held 15+5+1 channel



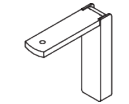
**SG 11154**  
Universal Smart Fix 120 mm



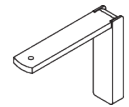
**SG 11155**  
Universal Smart Fix 150 mm



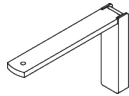
**SG 11156**  
Universal Smart Fix 200 mm



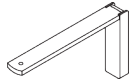
**SG 11200**  
Smart Fix 60 mm



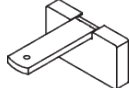
**SG 11201**  
Smart Fix 80 mm



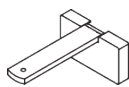
**SG 11202**  
Smart Fix 100 mm



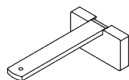
**SG 11203**  
Smart Fix 120 mm



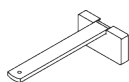
**SG 11210**  
Square Smart Fix 60 mm



**SG 11211**  
Square Smart Fix 80 mm



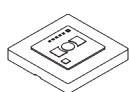
**SG 11212**  
Square Smart Fix 100 mm



**SG 11213**  
Square Smart Fix 120 mm



**SG 11480**  
Radio wall transmitter 1 channel



**SG 11490**  
Radio wall transmitter 5+1 channel





